	Title:	Performance Report SiT2001B, 100MHz			
	Type:	Performance report	Rev:	1.0	
	Orig:		Date:	Mar 31, 2014	

This report contains sample performance data for SiT2001B-100MHz.

Conditions:

- Frequency 100 MHz
- Vdd 1.8V, 2.5V, 2.8V, 3.0V, 3.3V
- Temperature 25 °C
- Termination:
 - o No load for IDD
 - o 50Ω to GND for phase noise
 - o 15pF for other tests

Equipment:


- Agilent DSA90604 oscilloscope (6GHz, 20Gpsps)
 - o Period jitter, waveform, rise/fall time, duty cycle, amplitude
- Agilent E5052B Signal Source Analyzer
 - o Phase noise, integrated phase jitter
- Power supply current
 - o Agilent 34401A DMM

Data:

- Random Phase jitter, Period Jitter, Duty cycle, Rise/Fall time, Amplitude, Idd
- Output waveforms
- Frequency stability versus temperature

Table 1. Performance data

Parameter	Units	Voltage				
		1.8 V	2.5 V	2.8 V	3.0 V	3.3 V
Random Phase jitter (900kHz - 20MHz)	ps, rms	0.56	0.67	0.68	0.69	0.69
Random Phase jitter (12kHz - 20MHz)	ps, rms	1.30	1.45	1.48	1.48	1.48
Period jitter	ps, rms	1.84	1.63	1.62	1.61	1.61
Period jitter (10,000 cycles)	ps, pk-pk	13.1	11.8	11.4	11.3	11.6
Duty cycle	%	49.6	49.5	50.3	51.0	51.5
Rise time (20% - 80%)	ns	1.26	1.04	0.96	1.01	0.96
Fall time (80% - 20%)	ns	1.26	1.00	0.92	0.99	0.94
Amplitude	V	1.78	2.49	2.79	3.02	3.32
Current consumption (no load, output enabled)	mA	4.63	5.04	5.23	5.32	5.52
Current consumption (no load, output disabled)	mA	3.57	3.65	3.70	3.74	3.81

	Title:	Performance Report SiT2001B, 100MHz		
	Type:	Performance report	Rev:	1.0
	Orig:		Date:	Mar 31, 2014

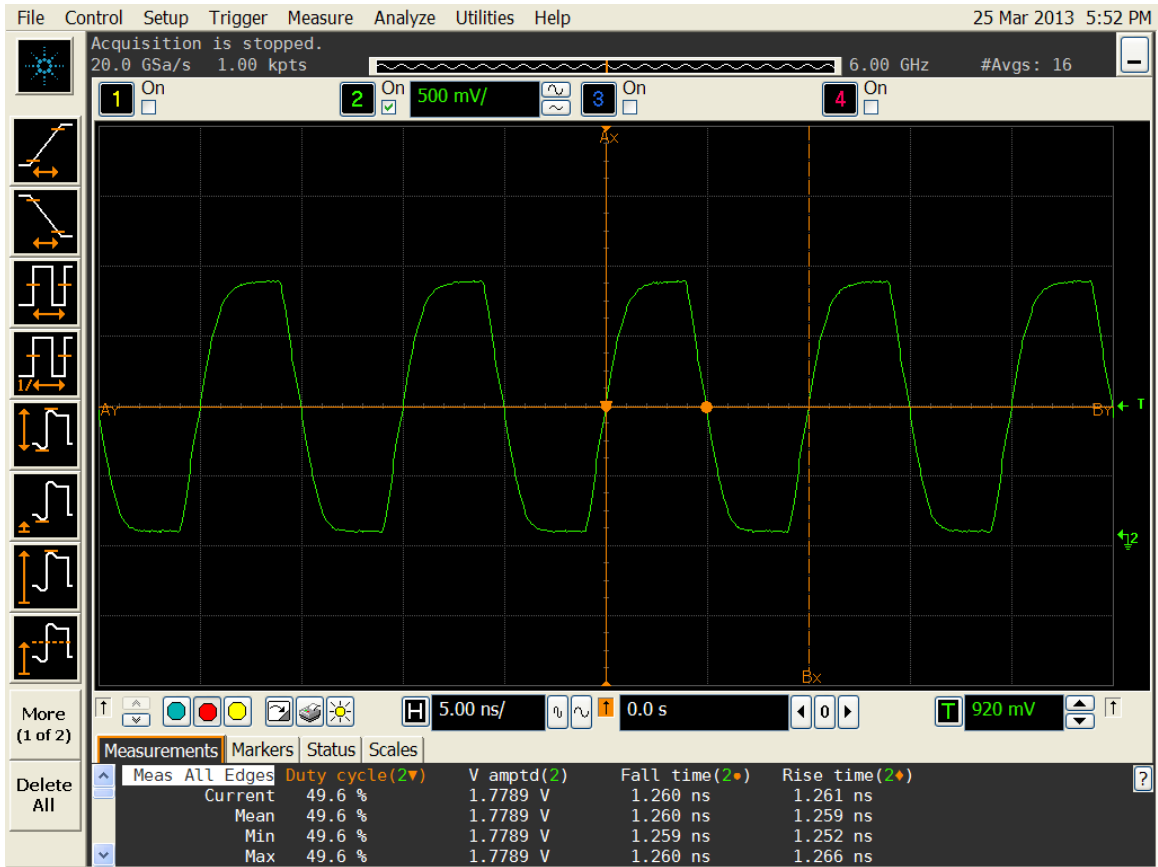



Figure 1. Duty cycle, Rise/Fall time and Amplitude 1.8V

The information contained in this document is confidential and proprietary to SiTime Corporation. Unauthorized reproduction or distribution is prohibited.

	Title:	Performance Report SiT2001B, 100MHz		
	Type:	Performance report	Rev:	1.0
	Orig:		Date:	Mar 31, 2014

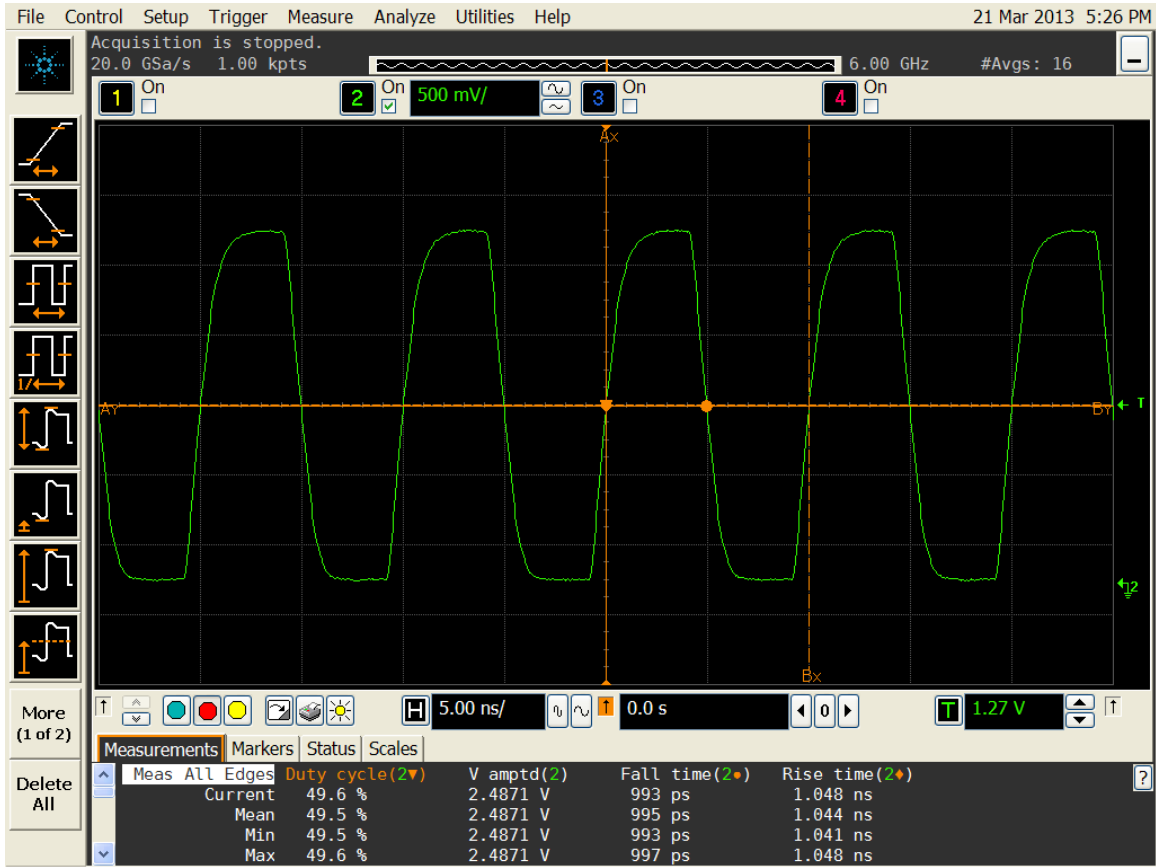



Figure 2. Duty cycle, Rise/Fall time and Amplitude 2.5V

The information contained in this document is confidential and proprietary to SiTime Corporation. Unauthorized reproduction or distribution is prohibited.

	Title:	Performance Report SiT2001B, 100MHz	
	Type:	Performance report	Rev: 1.0
	Orig:		Date: Mar 31, 2014

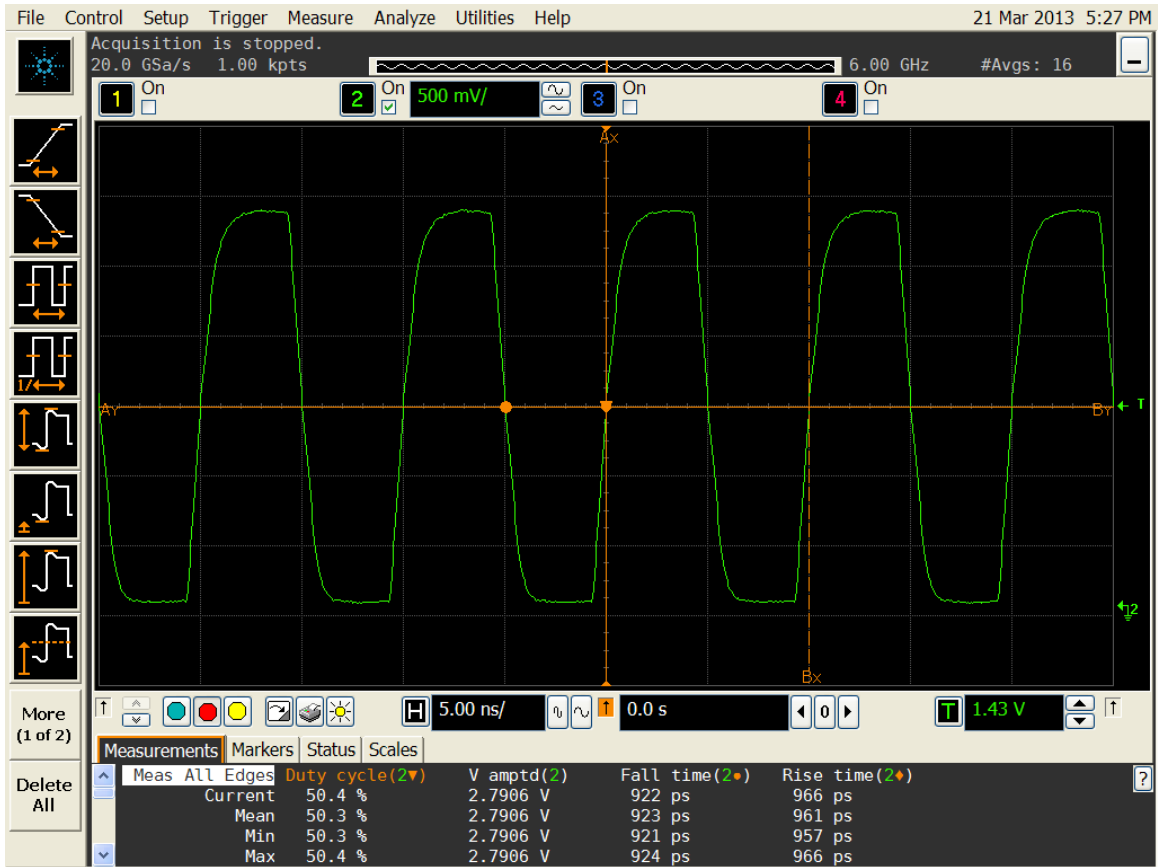



Figure 3. Duty cycle, Rise/Fall time and Amplitude 2.8V

The information contained in this document is confidential and proprietary to SiTime Corporation. Unauthorized reproduction or distribution is prohibited.

	Title:	Performance Report SiT2001B, 100MHz		
	Type:	Performance report	Rev:	1.0
	Orig:		Date:	Mar 31, 2014

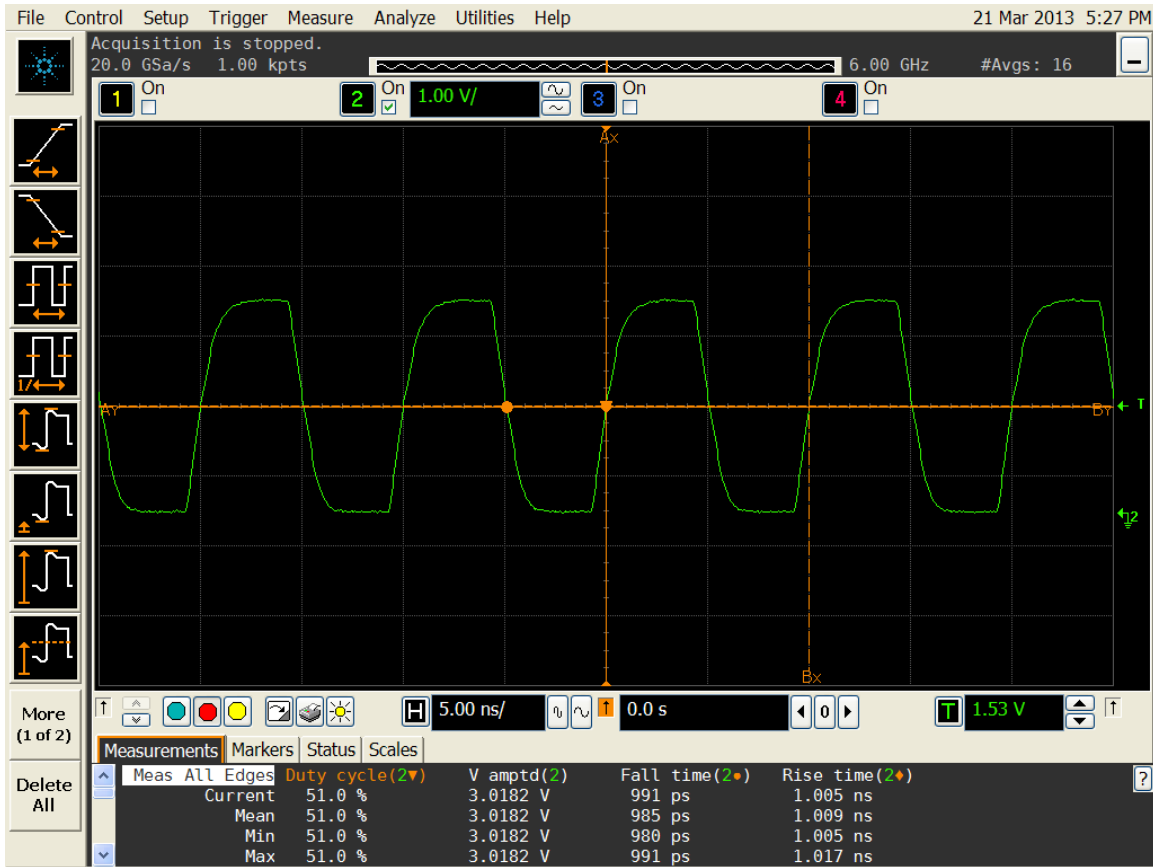



Figure 4. Duty cycle, Rise/Fall time and Amplitude 3.0V

The information contained in this document is confidential and proprietary to SiTime Corporation. Unauthorized reproduction or distribution is prohibited.

	Title:	Performance Report SiT2001B, 100MHz		
	Type:	Performance report	Rev:	1.0
	Orig:		Date:	Mar 31, 2014

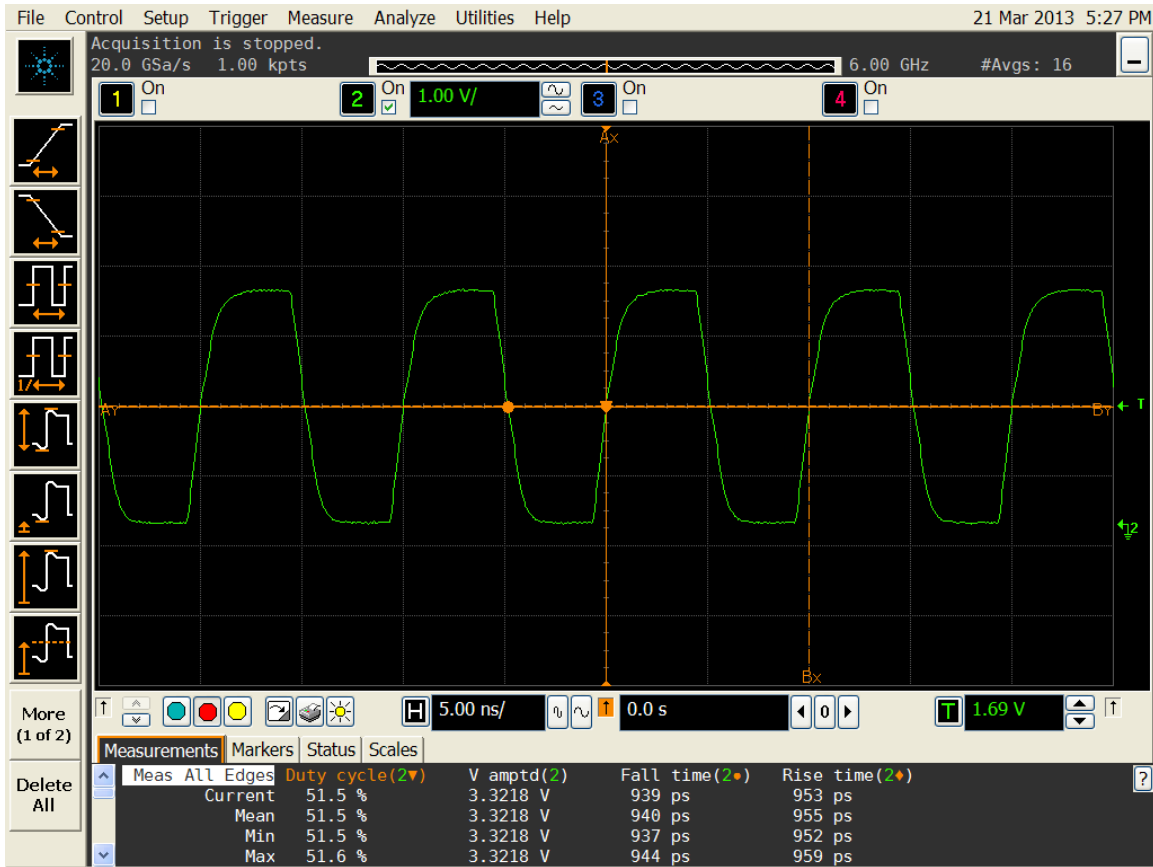


Figure 5. Duty cycle, Rise/Fall time and Amplitude 3.3V

The information contained in this document is confidential and proprietary to SiTime Corporation. Unauthorized reproduction or distribution is prohibited.

SiTime™	Title:	Performance Report SiT2001B, 100MHz	
	Type:	Performance report	Rev: 1.0
	Orig:		Date: Mar 31, 2014

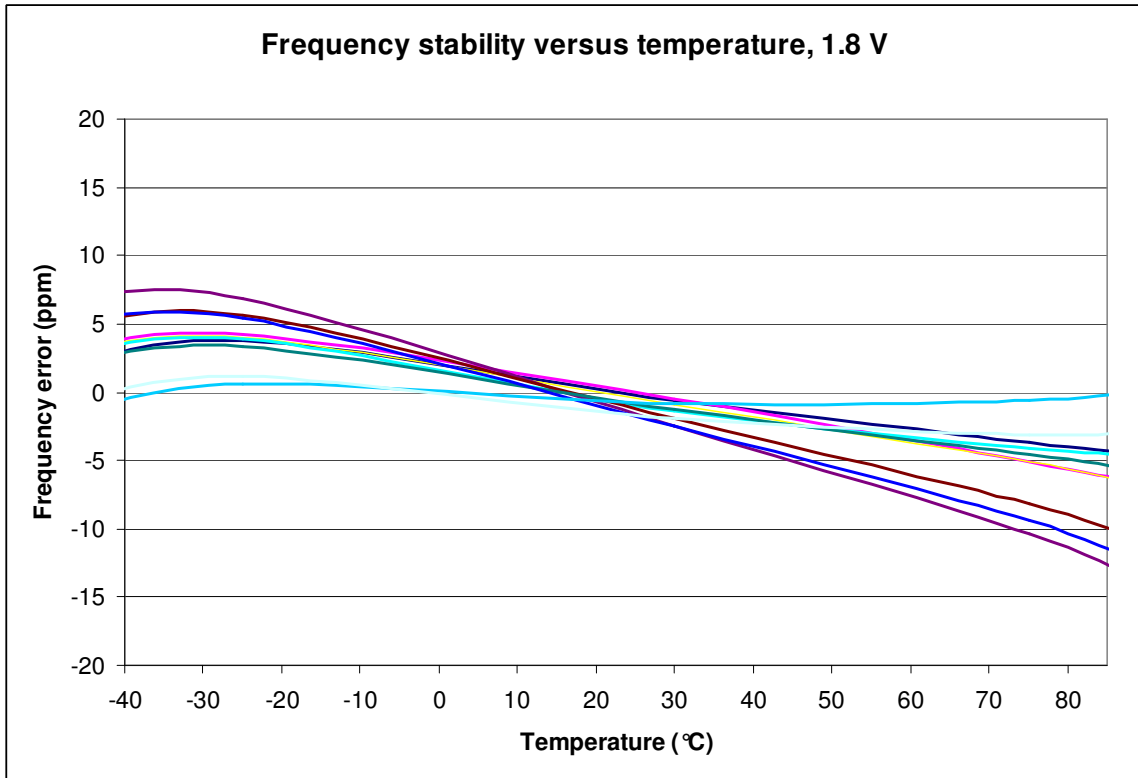


Figure 6. Frequency stability* versus temperature, 1.8 V

*Please note that frequency stability in SiTime devices is not depended on output frequency.

SiTime™	Title:	Performance Report SiT2001B, 100MHz	
	Type:	Performance report	Rev: 1.0
	Orig:		Date: Mar 31, 2014



Figure 7. Frequency stability versus temperature, 2.5 V

The information contained in this document is confidential and proprietary to SiTime Corporation. Unauthorized reproduction or distribution is prohibited.


	Title:	Performance Report SiT2001B, 100MHz	
	Type:	Performance report	Rev: 1.0
	Orig:		Date: Mar 31, 2014



Figure 8. Frequency stability versus temperature, 2.8 V

The information contained in this document is confidential and proprietary to SiTime Corporation. Unauthorized reproduction or distribution is prohibited.


	Title:	Performance Report SiT2001B, 100MHz		
	Type:	Performance report	Rev:	1.0
	Orig:		Date:	Mar 31, 2014



Figure 9. Frequency stability versus temperature, 3.0 V

The information contained in this document is confidential and proprietary to SiTime Corporation. Unauthorized reproduction or distribution is prohibited.

SiTime™	Title:	Performance Report SiT2001B, 100MHz	
	Type:	Performance report	Rev: 1.0
	Orig:		Date: Mar 31, 2014



Figure 10. Frequency stability versus temperature, 3.3 V

The information contained in this document is confidential and proprietary to SiTime Corporation. Unauthorized reproduction or distribution is prohibited.