


|   |               |   |              |                     |  |
|---|---------------|---|--------------|---------------------|--|
|  | <b>Title:</b> | <b>Performance Report SiT2001B, 33.333MHz</b> |              |                     |  |
|   | <b>Type:</b>  | <b>Performance report</b>                     | <b>Rev:</b>  | <b>1.0</b>          |  |
|   | <b>Orig:</b>  |   | <b>Date:</b> | <b>Mar 31, 2014</b> |  |

**This report contains sample performance data for SiT2001B-33.333MHz.**

**Conditions:**

- Frequency 33.333 MHz
- Vdd 1.8V, 2.5V, 2.8V, 3.0V, 3.3V
- Temperature 25 °C
- Termination:
  - o No load for IDD
  - o 50Ω to GND for phase noise
  - o 15pF for other tests

**Equipment:**

- Agilent DSA90604 oscilloscope (6GHz, 20Gpsps)
  - o Period jitter, waveform, rise/fall time, duty cycle, amplitude
- Agilent E5052B Signal Source Analyzer
  - o Phase noise, integrated phase jitter
- Power supply current
  - o Agilent 34401A DMM


**Data:**

- Random Phase jitter, Period Jitter, Duty cycle, Rise/Fall time, Amplitude, Idd
- Output waveforms
- Frequency stability versus temperature

Table 1. Performance data

| Parameter                                      | Units     | Voltage |       |       |       |       |
|--|-----------|---------|-------|-------|-------|-------|
|  |           | 1.8 V   | 2.5 V | 2.8 V | 3.0 V | 3.3 V |
| Random Phase jitter (900kHz - 5MHz)            | ps, rms   | 0.51    | 0.55  | 0.55  | 0.55  | 0.55  |
| Random Phase jitter (12kHz - 5MHz)             | ps, rms   | 1.34    | 1.34  | 1.33  | 1.33  | 1.33  |
| Random Phase jitter (900kHz - 20MHz)*          | ps, rms   | 0.77    | 0.83  | 0.82  | 0.82  | 0.82  |
| Random Phase jitter (12kHz - 20MHz)*           | ps, rms   | 1.46    | 1.48  | 1.46  | 1.47  | 1.46  |
| Period jitter                                  | ps, rms   | 1.78    | 1.69  | 1.64  | 1.66  | 1.62  |
| Period jitter (10,000 cycles)                  | ps, pk-pk | 13.0    | 11.9  | 11.9  | 11.4  | 11.6  |
| Duty cycle                                     | %         | 49.9    | 49.8  | 50.1  | 50.3  | 50.5  |
| Rise time (20% - 80%)                          | ns        | 1.25    | 1.03  | 0.95  | 1.01  | 0.95  |
| Fall time (80% - 20%)                          | ns        | 1.24    | 0.99  | 0.91  | 0.97  | 0.93  |
| Amplitude                                      | V         | 1.77    | 2.46  | 2.76  | 2.98  | 3.29  |
| Current consumption (no load, output enabled)  | mA        | 3.76    | 3.93  | 4.01  | 4.05  | 4.13  |
| Current consumption (no load, output disabled) | mA        | 3.46    | 3.53  | 3.59  | 3.62  | 3.70  |

\*Calculated by extending the noise floor of the phase noise from 5 MHz to 20 MHz

|   |               |  |                           |
|---|---------------|--|---------------------------|
|  | <b>Title:</b> | Performance Report SiT2001B, 33.333MHz |                           |
|   | <b>Type:</b>  | Performance report                     | <b>Rev:</b> 1.0           |
|   | <b>Orig:</b>  |  | <b>Date:</b> Mar 31, 2014 |

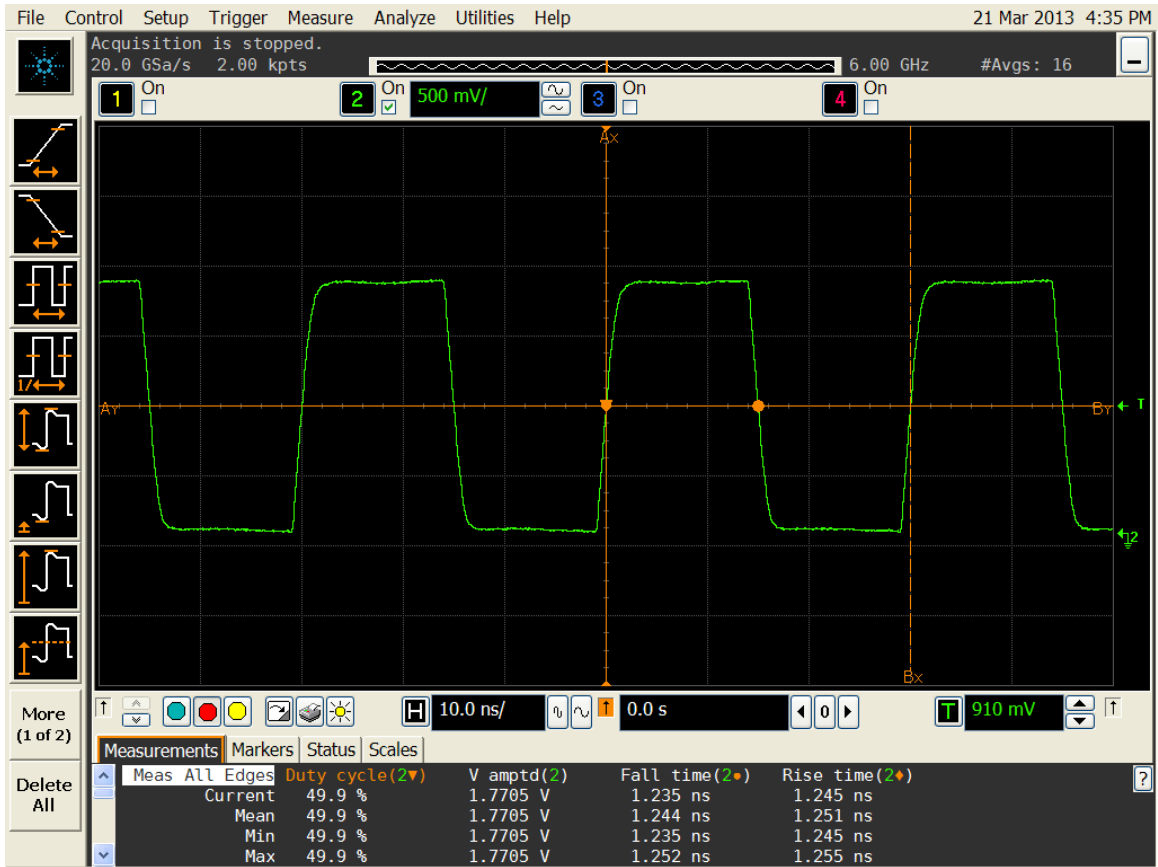


Figure 1. Duty cycle, Rise/Fall time and Amplitude 1.8V

The information contained in this document is confidential and proprietary to SiTime Corporation. Unauthorized reproduction or distribution is prohibited.



|   |               |  |                           |
|---|---------------|--|---------------------------|
|  | <b>Title:</b> | Performance Report SiT2001B, 33.333MHz |                           |
|   | <b>Type:</b>  | Performance report                     | <b>Rev:</b> 1.0           |
|   | <b>Orig:</b>  |  | <b>Date:</b> Mar 31, 2014 |



Figure 2. Duty cycle, Rise/Fall time and Amplitude 2.5V

|   |               |  |                           |
|---|---------------|--|---------------------------|
|  | <b>Title:</b> | Performance Report SiT2001B, 33.333MHz |                           |
|   | <b>Type:</b>  | Performance report                     | <b>Rev:</b> 1.0           |
|   | <b>Orig:</b>  |  | <b>Date:</b> Mar 31, 2014 |

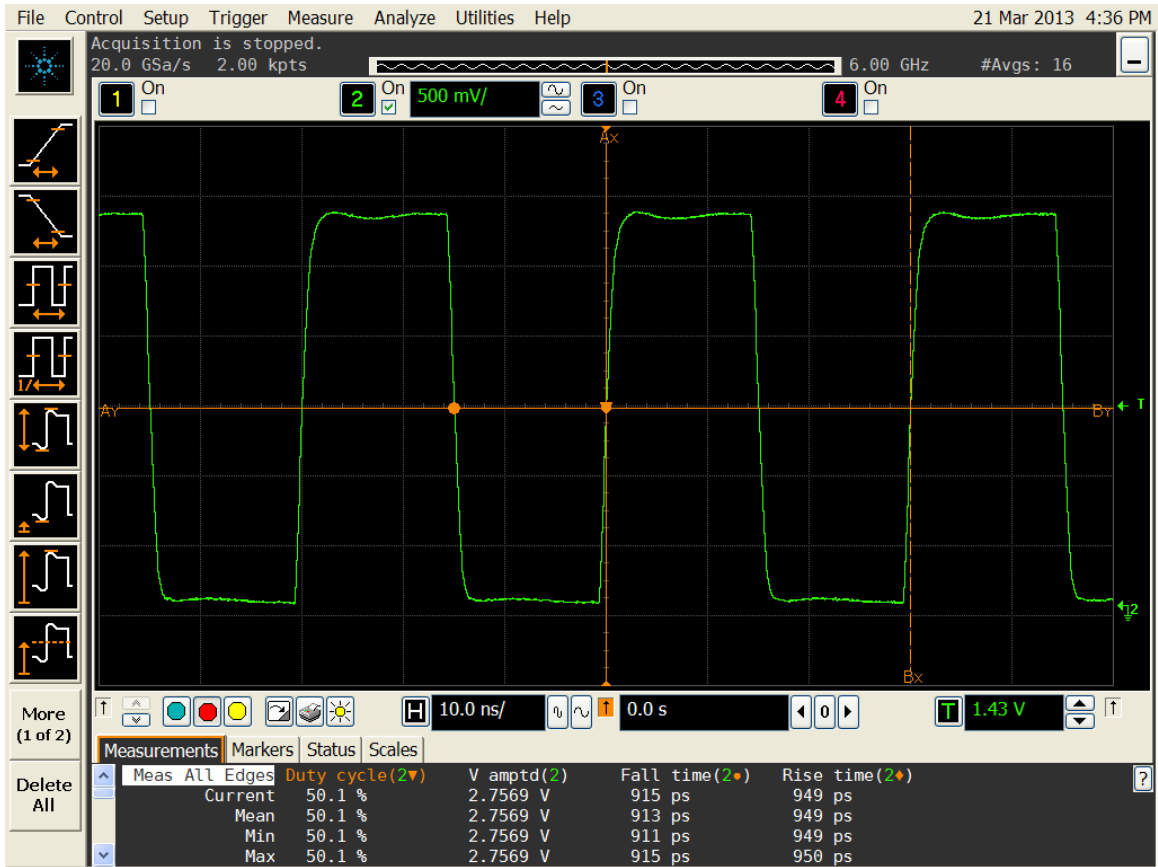



Figure 3. Duty cycle, Rise/Fall time and Amplitude 2.8V

The information contained in this document is confidential and proprietary to SiTime Corporation. Unauthorized reproduction or distribution is prohibited.

|   |               |  |              |              |
|---|---------------|--|--------------|--------------|
|  | <b>Title:</b> | Performance Report SiT2001B, 33.333MHz |              |              |
|   | <b>Type:</b>  | Performance report                     | <b>Rev:</b>  | 1.0          |
|   | <b>Orig:</b>  |  | <b>Date:</b> | Mar 31, 2014 |

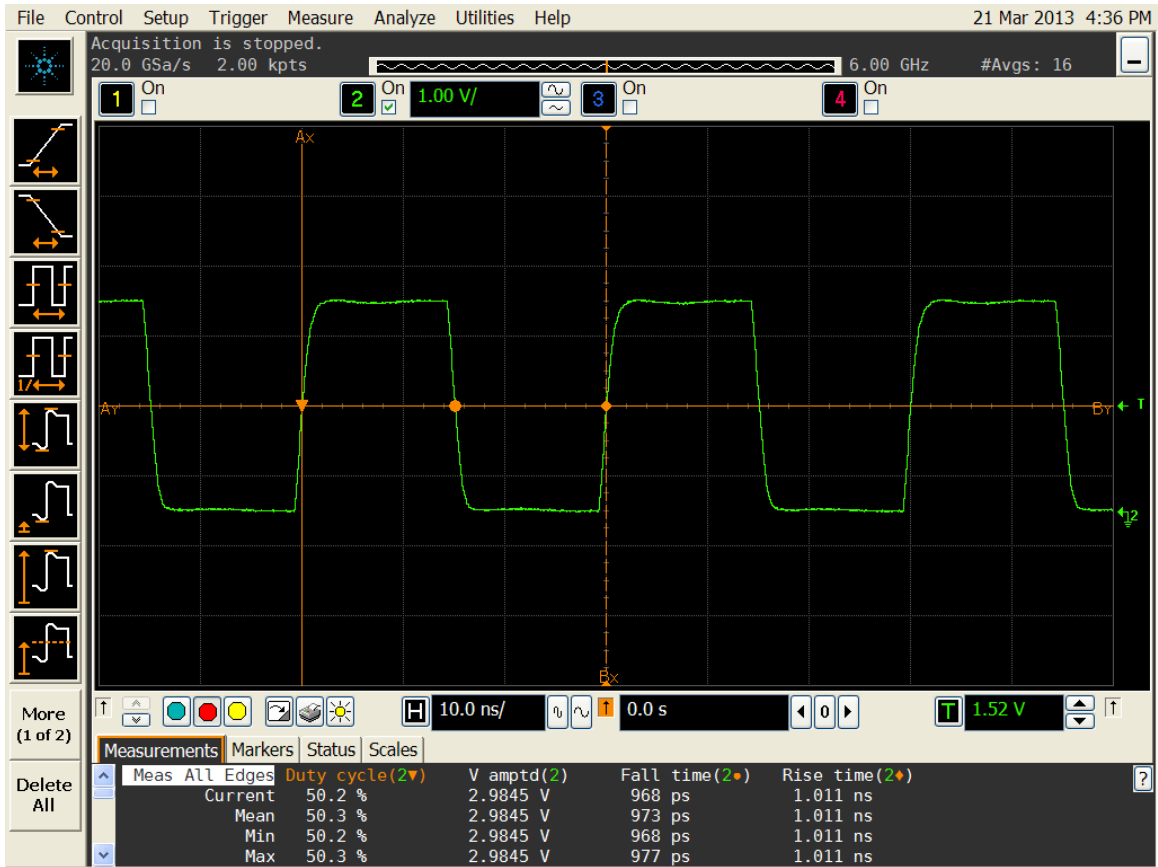



Figure 4. Duty cycle, Rise/Fall time and Amplitude 3.0V

|   |               |  |              |              |
|---|---------------|--|--------------|--------------|
|  | <b>Title:</b> | Performance Report SiT2001B, 33.333MHz |              |              |
|   | <b>Type:</b>  | Performance report                     | <b>Rev:</b>  | 1.0          |
|   | <b>Orig:</b>  |  | <b>Date:</b> | Mar 31, 2014 |

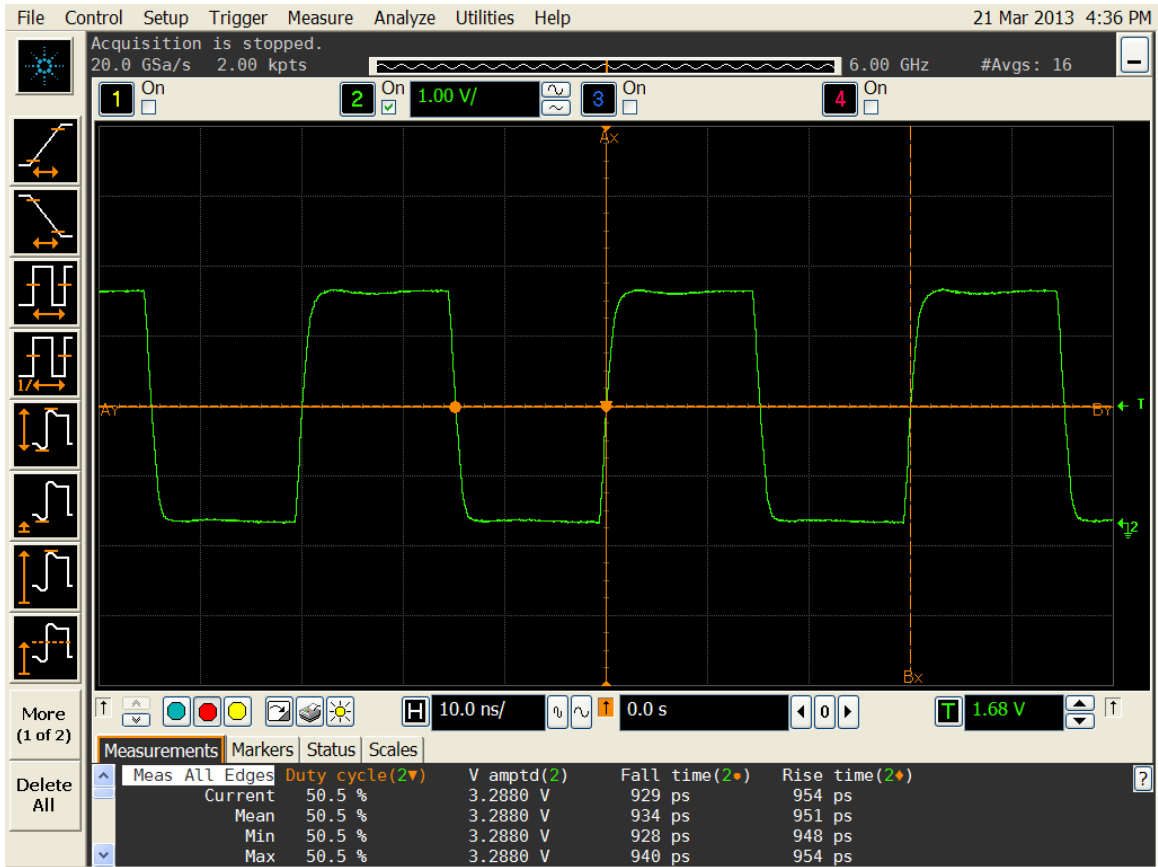


Figure 5. Duty cycle, Rise/Fall time and Amplitude 3.3V

|                |               |   |                           |
|----------------|---------------|---|---------------------------|
| <b>SiTime™</b> | <b>Title:</b> | <b>Performance Report SiT2001B, 33.333MHz</b> |                           |
|                | <b>Type:</b>  | <b>Performance report</b>                     | <b>Rev: 1.0</b>           |
|                | <b>Orig:</b>  |   | <b>Date: Mar 31, 2014</b> |



Figure 6. Frequency stability\* versus temperature, 1.8 V

\*Please note that frequency stability in SiTime devices is not depended on output frequency.


|   |               |  |              |              |
|---|---------------|--|--------------|--------------|
|  | <b>Title:</b> | Performance Report SiT2001B, 33.333MHz |              |              |
|   | <b>Type:</b>  | Performance report                     | <b>Rev:</b>  | 1.0          |
|   | <b>Orig:</b>  |  | <b>Date:</b> | Mar 31, 2014 |



Figure 7. Frequency stability versus temperature, 2.5 V

The information contained in this document is confidential and proprietary to SiTime Corporation. Unauthorized reproduction or distribution is prohibited.




|   |               |  |                           |
|---|---------------|--|---------------------------|
|  | <b>Title:</b> | Performance Report SiT2001B, 33.333MHz |                           |
|   | <b>Type:</b>  | Performance report                     | <b>Rev:</b> 1.0           |
|   | <b>Orig:</b>  |  | <b>Date:</b> Mar 31, 2014 |



Figure 8. Frequency stability versus temperature, 2.8 V

The information contained in this document is confidential and proprietary to SiTime Corporation. Unauthorized reproduction or distribution is prohibited.

|                |               |   |                           |
|----------------|---------------|---|---------------------------|
| <b>SiTime™</b> | <b>Title:</b> | <b>Performance Report SiT2001B, 33.333MHz</b> |                           |
|                | <b>Type:</b>  | <b>Performance report</b>                     | <b>Rev:</b> 1.0           |
|                | <b>Orig:</b>  |   | <b>Date:</b> Mar 31, 2014 |



Figure 9. Frequency stability versus temperature, 3.0 V

The information contained in this document is confidential and proprietary to SiTime Corporation. Unauthorized reproduction or distribution is prohibited.

|                |               |   |                           |
|----------------|---------------|---|---------------------------|
| <b>SiTime™</b> | <b>Title:</b> | <b>Performance Report SiT2001B, 33.333MHz</b> |                           |
|                | <b>Type:</b>  | <b>Performance report</b>                     | <b>Rev: 1.0</b>           |
|                | <b>Orig:</b>  |   | <b>Date: Mar 31, 2014</b> |



Figure 10. Frequency stability versus temperature, 3.3 V

The information contained in this document is confidential and proprietary to SiTime Corporation. Unauthorized reproduction or distribution is prohibited.