


| | | | | |
|-----------------------------------------------------------------------------------|---------------|-------------------------------------------------|--------------|---------------------|
|  | Title: | Performance Report SiT2001B, 66.66666MHz | | |
| | Type: | Performance report | Rev: | 1.0 |
| | Orig: | | Date: | Mar 31, 2014 |

This report contains sample performance data for SiT2001B-66.66666MHz.

Conditions:

- Frequency 66.66666 MHz
- Vdd 1.8V, 2.5V, 2.8V, 3.0V, 3.3V
- Temperature 25°C
- Termination:
 - o No load for IDD
 - o 50Ω to GND for phase noise
 - o 15pF for other tests

Equipment:


- Agilent DSA90604 oscilloscope (6GHz, 20Gsps)
 - o Period jitter, waveform, rise/fall time, duty cycle, amplitude
- Agilent E5052B Signal Source Analyzer
 - o Phase noise, integrated phase jitter
- Power supply current
 - o Agilent 34401A DMM

Data:

- Random Phase jitter, Period Jitter, Duty cycle, Rise/Fall time, Amplitude, Idd
- Output waveforms
- Frequency stability versus temperature

Table 1. Performance data

| Parameter | Units | Voltage | | | | |
|------------------------------------------------|-----------|---------|-------|-------|-------|-------|
| | | 1.8 V | 2.5 V | 2.8 V | 3.0 V | 3.3 V |
| Random Phase jitter (900kHz - 20MHz) | ps, rms | 0.61 | 0.66 | 0.69 | 0.68 | 0.69 |
| Random Phase jitter (12kHz - 20MHz) | ps, rms | 1.38 | 1.41 | 1.44 | 1.45 | 1.46 |
| Period jitter | ps, rms | 1.78 | 1.60 | 1.54 | 1.57 | 1.53 |
| Period jitter (10,000 cycles) | ps, pk-pk | 12.9 | 11.6 | 11.3 | 11.2 | 11.1 |
| Duty cycle | % | 49.9 | 49.8 | 50.3 | 50.6 | 51.0 |
| Rise time (20% - 80%) | ns | 1.24 | 1.02 | 0.94 | 1.01 | 0.94 |
| Fall time (80% - 20%) | ns | 1.25 | 0.99 | 0.92 | 0.98 | 0.93 |
| Amplitude | V | 1.76 | 2.44 | 2.72 | 2.98 | 3.25 |
| Current consumption (no load, output enabled) | mA | 4.21 | 4.49 | 4.63 | 4.69 | 4.84 |
| Current consumption (no load, output disabled) | mA | 3.53 | 3.60 | 3.65 | 3.69 | 3.77 |

| | | | | |
|-----------------------------------------------------------------------------------|---------------|-----------------------------------------|--------------|--------------|
|  | Title: | Performance Report SiT2001B, 66.6666MHz | | |
| | Type: | Performance report | Rev: | 1.0 |
| | Orig: | | Date: | Mar 31, 2014 |

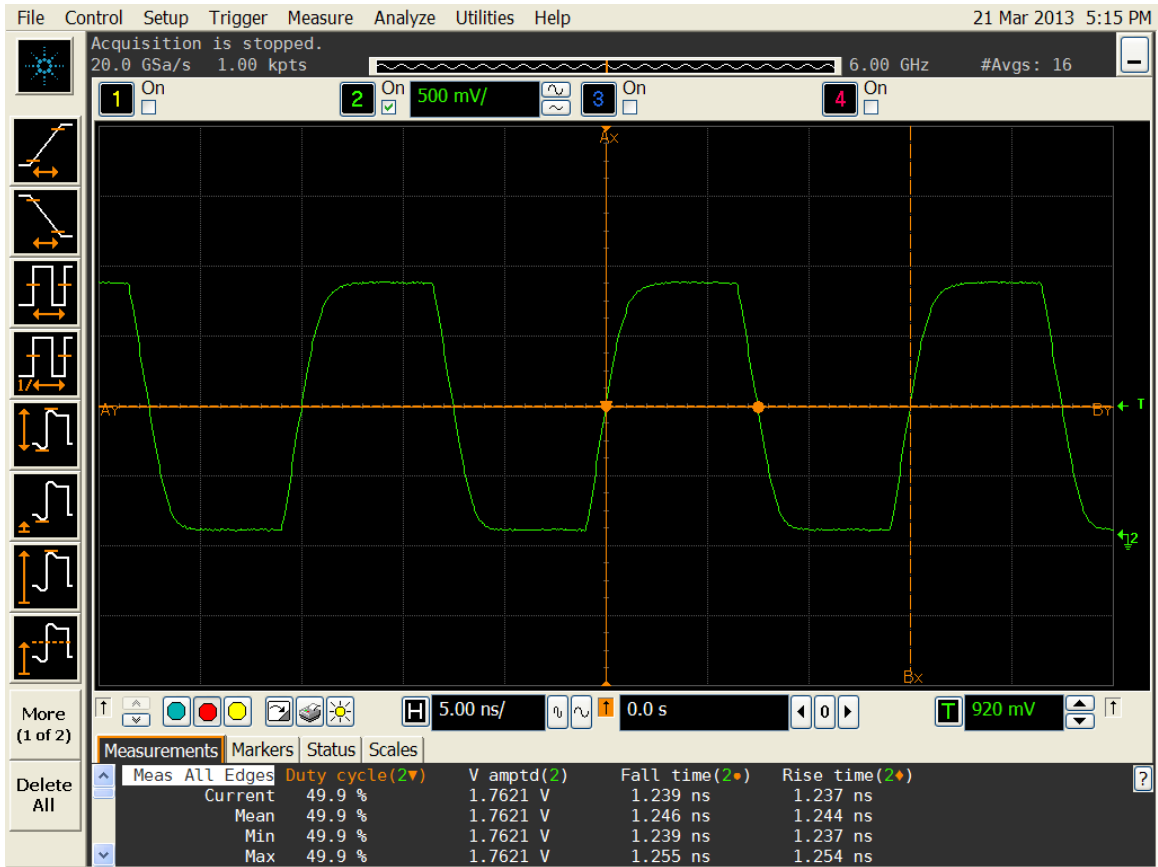



Figure 1. Duty cycle, Rise/Fall time and Amplitude 1.8V

The information contained in this document is confidential and proprietary to SiTime Corporation. Unauthorized reproduction or distribution is prohibited.

| | | | | |
|-----------------------------------------------------------------------------------|---------------|-----------------------------------------|--------------|--------------|
|  | Title: | Performance Report SiT2001B, 66.6666MHz | | |
| | Type: | Performance report | Rev: | 1.0 |
| | Orig: | | Date: | Mar 31, 2014 |

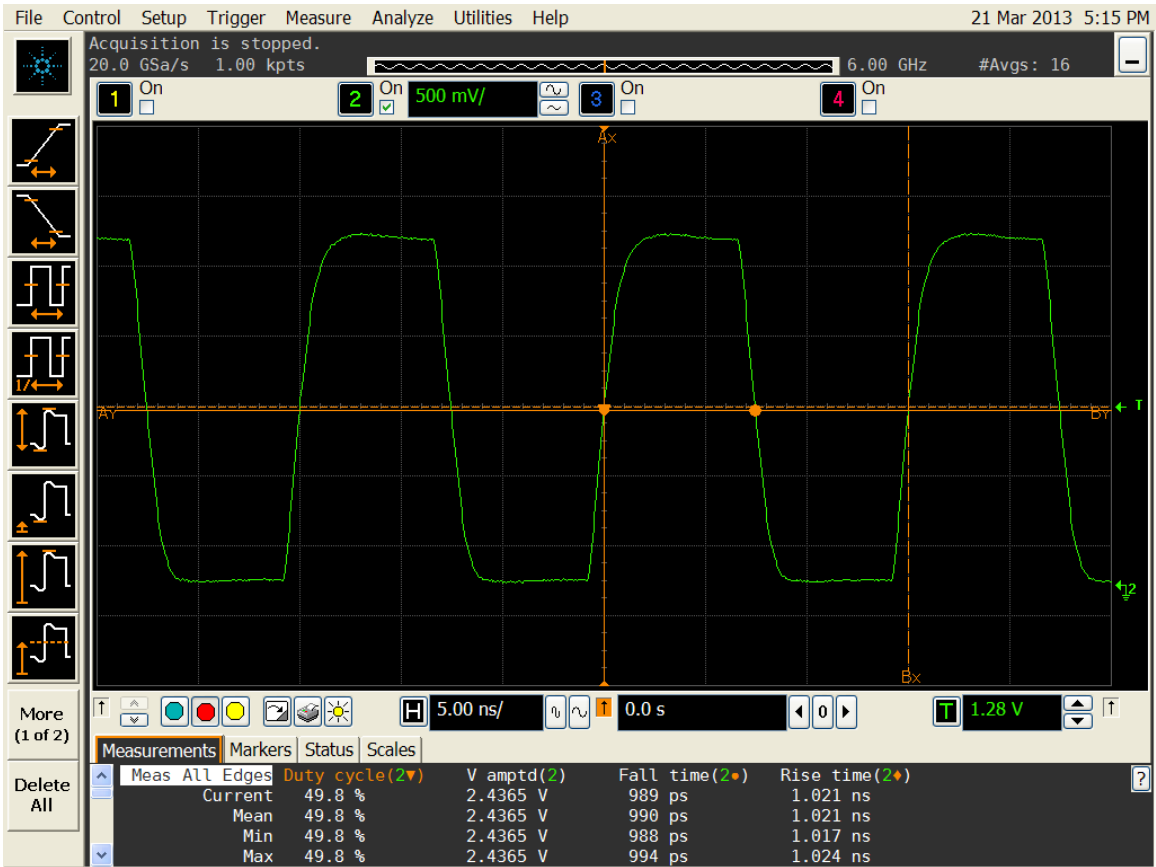



Figure 2. Duty cycle, Rise/Fall time and Amplitude 2.5V

The information contained in this document is confidential and proprietary to SiTime Corporation. Unauthorized reproduction or distribution is prohibited.

| | | | |
|-----------------------------------------------------------------------------------|---------------|-----------------------------------------|---------------------------|
|  | Title: | Performance Report SiT2001B, 66.6666MHz | |
| | Type: | Performance report | Rev: 1.0 |
| | Orig: | | Date: Mar 31, 2014 |

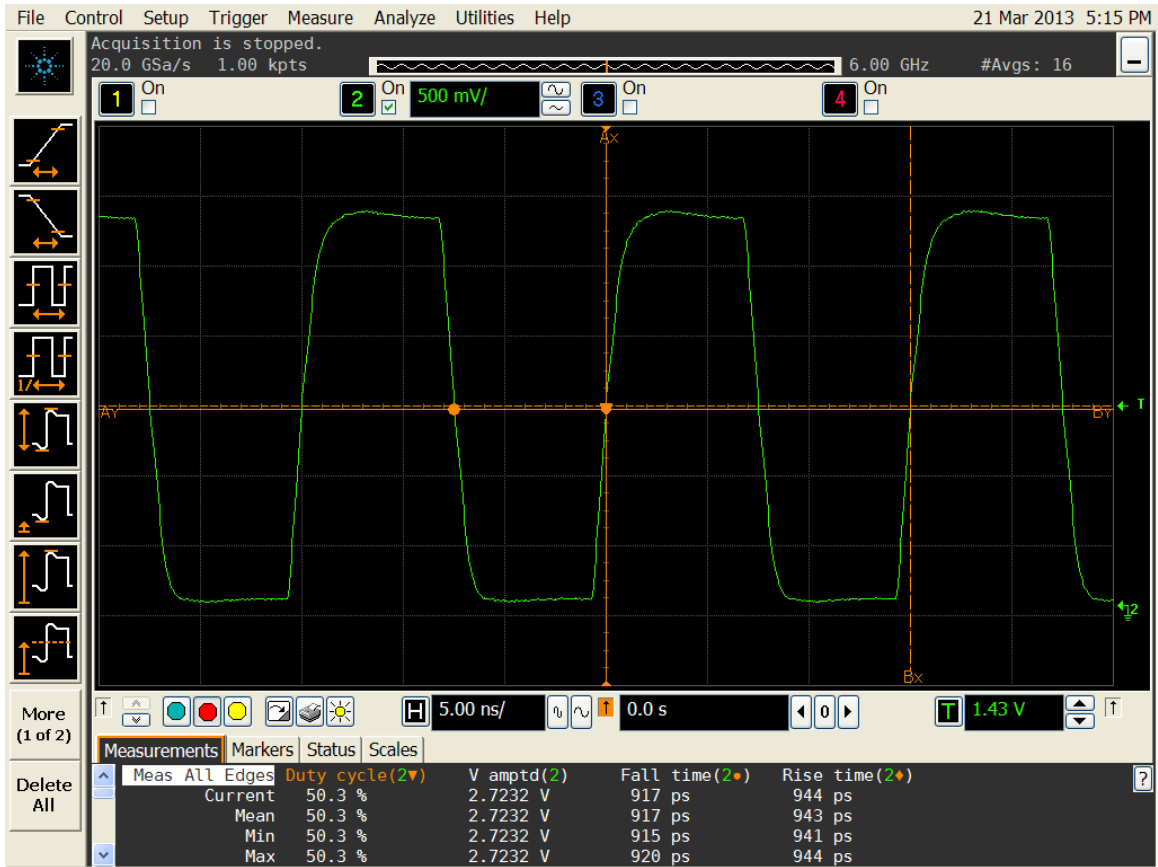


Figure 3. Duty cycle, Rise/Fall time and Amplitude 2.8V

The information contained in this document is confidential and proprietary to SiTime Corporation. Unauthorized reproduction or distribution is prohibited.



| | | | | |
|-----------------------------------------------------------------------------------|---------------|------------------------------------------|--------------|--------------|
|  | Title: | Performance Report SiT2001B, 66.66666MHz | | |
| | Type: | Performance report | Rev: | 1.0 |
| | Orig: | | Date: | Mar 31, 2014 |



Figure 4. Duty cycle, Rise/Fall time and Amplitude 3.0V

| | | | | |
|-----------------------------------------------------------------------------------|---------------|-----------------------------------------|--------------|--------------|
|  | Title: | Performance Report SiT2001B, 66.6666MHz | | |
| | Type: | Performance report | Rev: | 1.0 |
| | Orig: | | Date: | Mar 31, 2014 |

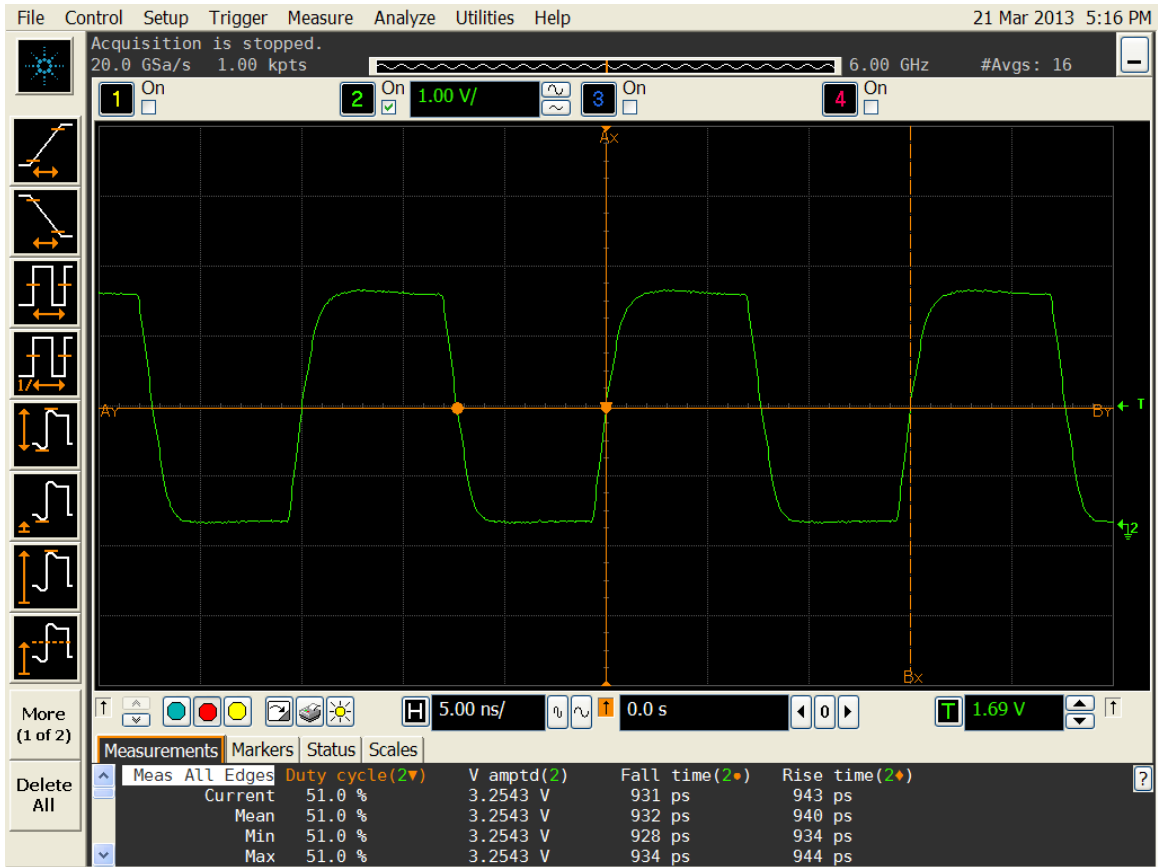


Figure 5. Duty cycle, Rise/Fall time and Amplitude 3.3V


The information contained in this document is confidential and proprietary to SiTime Corporation. Unauthorized reproduction or distribution is prohibited.

| | | | |
|----------------|---------------|-------------------------------------------------|---------------------------|
| SiTime™ | Title: | Performance Report SiT2001B, 66.66666MHz | |
| | Type: | Performance report | Rev: 1.0 |
| | Orig: | | Date: Mar 31, 2014 |



Figure 6. Frequency stability* versus temperature, 1.8 V

*Please note that frequency stability in SiTime devices is not depended on output frequency.

| | | | |
|-----------------------------------------------------------------------------------|---------------|------------------------------------------|---------------------------|
|  | Title: | Performance Report SiT2001B, 66.66666MHz | |
| | Type: | Performance report | Rev: 1.0 |
| | Orig: | | Date: Mar 31, 2014 |

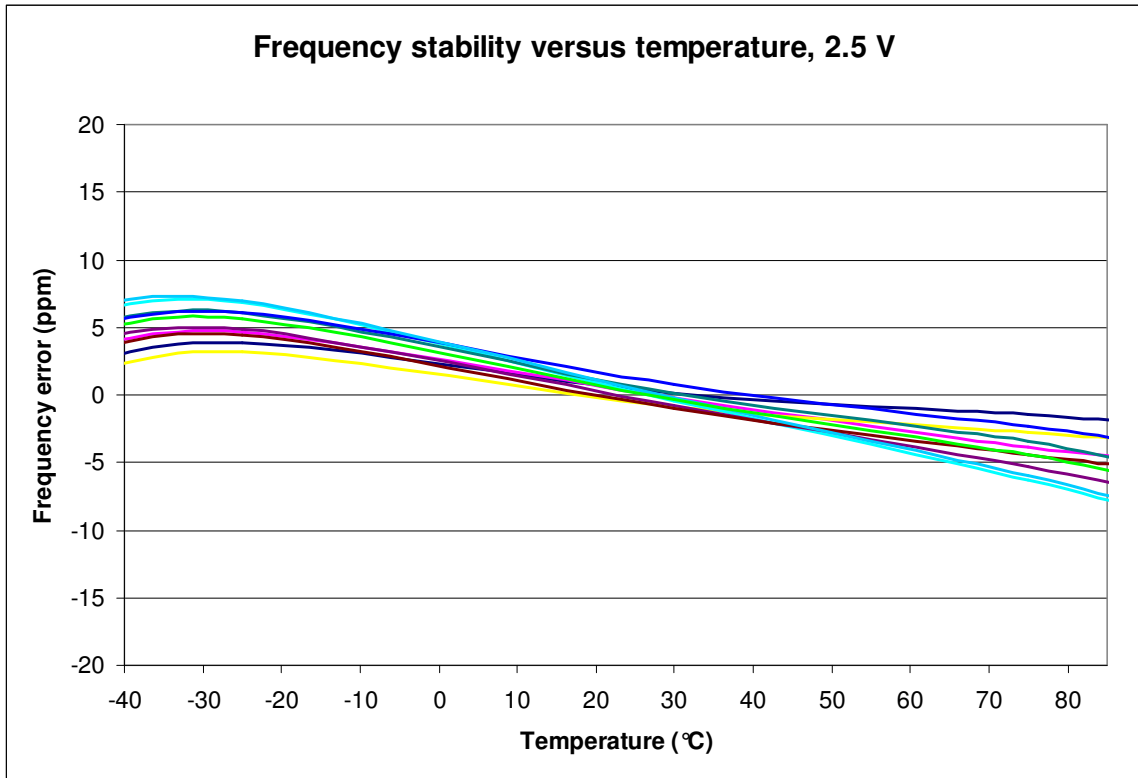


Figure 7. Frequency stability versus temperature, 2.5 V

The information contained in this document is confidential and proprietary to SiTime Corporation. Unauthorized reproduction or distribution is prohibited.


| | | | |
|-----------------------------------------------------------------------------------|---------------|------------------------------------------|---------------------------|
|  | Title: | Performance Report SiT2001B, 66.66666MHz | |
| | Type: | Performance report | Rev: 1.0 |
| | Orig: | | Date: Mar 31, 2014 |



Figure 8. Frequency stability versus temperature, 2.8 V

The information contained in this document is confidential and proprietary to SiTime Corporation. Unauthorized reproduction or distribution is prohibited.

| | | | |
|----------------|---------------|-------------------------------------------------|---------------------------|
| SiTime™ | Title: | Performance Report SiT2001B, 66.66666MHz | |
| | Type: | Performance report | Rev: 1.0 |
| | Orig: | | Date: Mar 31, 2014 |



Figure 9. Frequency stability versus temperature, 3.0 V

The information contained in this document is confidential and proprietary to SiTime Corporation. Unauthorized reproduction or distribution is prohibited.

| | | | |
|----------------|---------------|-------------------------------------------------|---------------------------|
| SiTime™ | Title: | Performance Report SiT2001B, 66.66666MHz | |
| | Type: | Performance report | Rev: 1.0 |
| | Orig: | | Date: Mar 31, 2014 |



Figure 10. Frequency stability versus temperature, 3.3 V

The information contained in this document is confidential and proprietary to SiTime Corporation. Unauthorized reproduction or distribution is prohibited.