	Title:	Performance Report SiT2001B, 74.175824MHz			
	Type:	Performance report	Rev:	1.0	
	Orig:		Date:	Mar 31, 2014	

This report contains sample performance data for SiT2001B-74.175824MHz.

Conditions:

- Frequency 74.175824 MHz
- Vdd 1.8V, 2.5V, 2.8V, 3.0V, 3.3V
- Temperature 25°C
- Termination:
 - o No load for IDD
 - o 50Ω to GND for phase noise
 - o 15pF for other tests

Equipment:


- Agilent DSA90604 oscilloscope (6GHz, 20Gsps)
 - o Period jitter, waveform, rise/fall time, duty cycle, amplitude
- Agilent E5052B Signal Source Analyzer
 - o Phase noise, integrated phase jitter
- Power supply current
 - o Agilent 34401A DMM

Data:

- Random Phase jitter, Period Jitter, Duty cycle, Rise/Fall time, Amplitude, Idd
- Output waveforms
- Frequency stability versus temperature

Table 1. Performance data

Parameter	Units	Voltage				
		1.8 V	2.5 V	2.8 V	3.0 V	3.3 V
Random Phase jitter (900kHz - 20MHz)	ps, rms	0.62	0.65	0.66	0.66	0.66
Random Phase jitter (12kHz - 20MHz)	ps, rms	1.44	1.43	1.45	1.47	1.47
Period jitter	ps, rms	1.85	1.68	1.62	1.66	1.61
Period jitter (10,000 cycles)	ps, pk-pk	13.7	11.9	12.0	11.7	11.5
Duty cycle	%	49.9	49.7	50.3	50.8	51.1
Rise time (20% - 80%)	ns	1.23	1.04	0.96	1.00	0.95
Fall time (80% - 20%)	ns	1.24	1.01	0.93	0.98	0.95
Amplitude	V	1.77	2.48	2.77	2.98	3.30
Current consumption (no load, output enabled)	mA	4.26	4.57	4.72	4.79	4.94
Current consumption (no load, output disabled)	mA	3.49	3.56	3.61	3.66	3.73

	Title:	Performance Report SiT2001B, 74.175824MHz		
	Type:	Performance report	Rev:	1.0
	Orig:		Date:	Mar 31, 2014

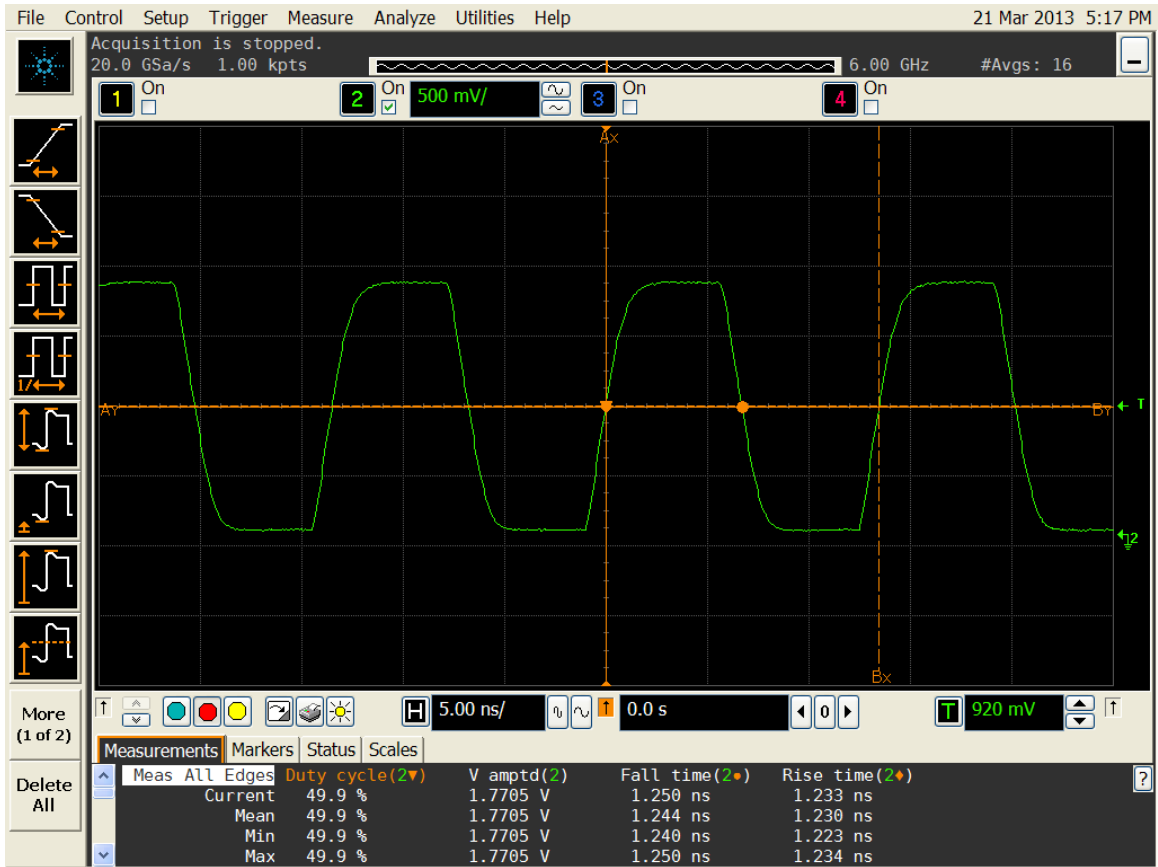



Figure 1. Duty cycle, Rise/Fall time and Amplitude 1.8V

The information contained in this document is confidential and proprietary to SiTime Corporation. Unauthorized reproduction or distribution is prohibited.

	Title:	Performance Report SiT2001B, 74.175824MHz	
	Type:	Performance report	Rev: 1.0
	Orig:		Date: Mar 31, 2014

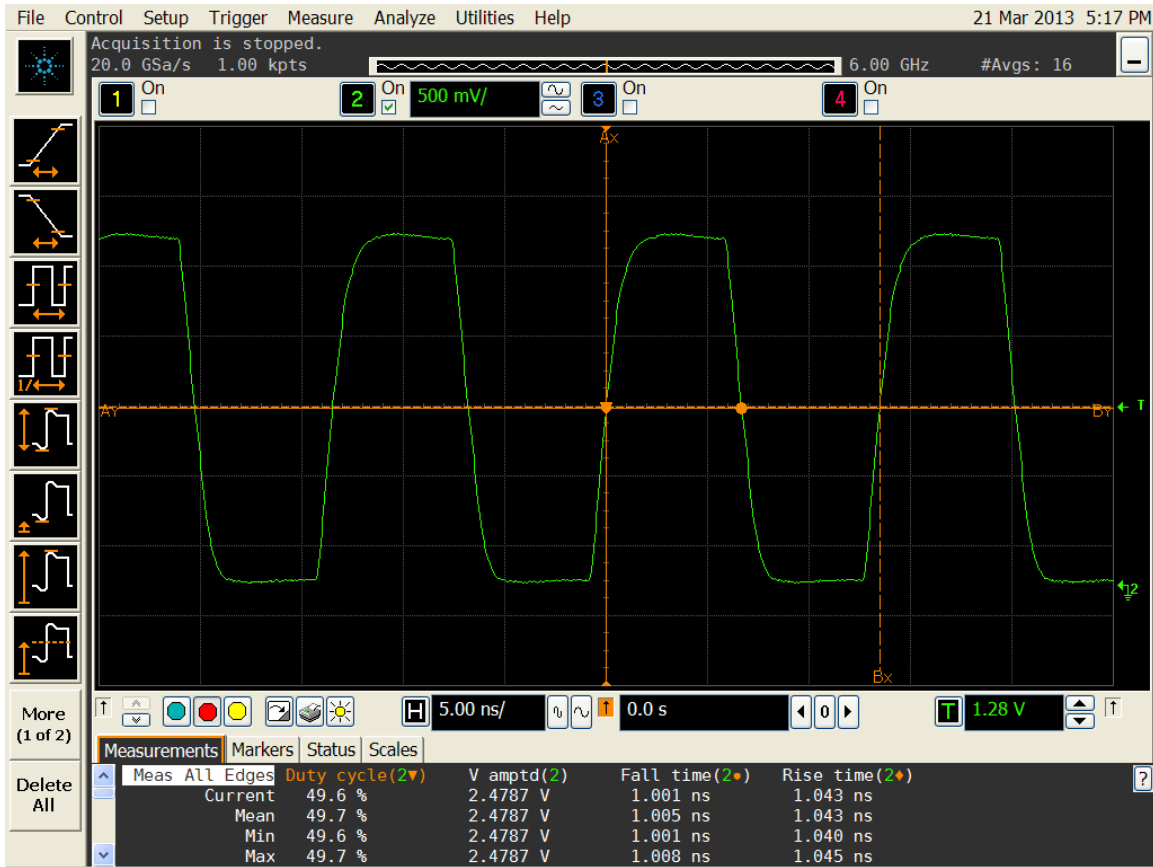



Figure 2. Duty cycle, Rise/Fall time and Amplitude 2.5V

	Title:	Performance Report SiT2001B, 74.175824MHz		
	Type:	Performance report	Rev:	1.0
	Orig:		Date:	Mar 31, 2014

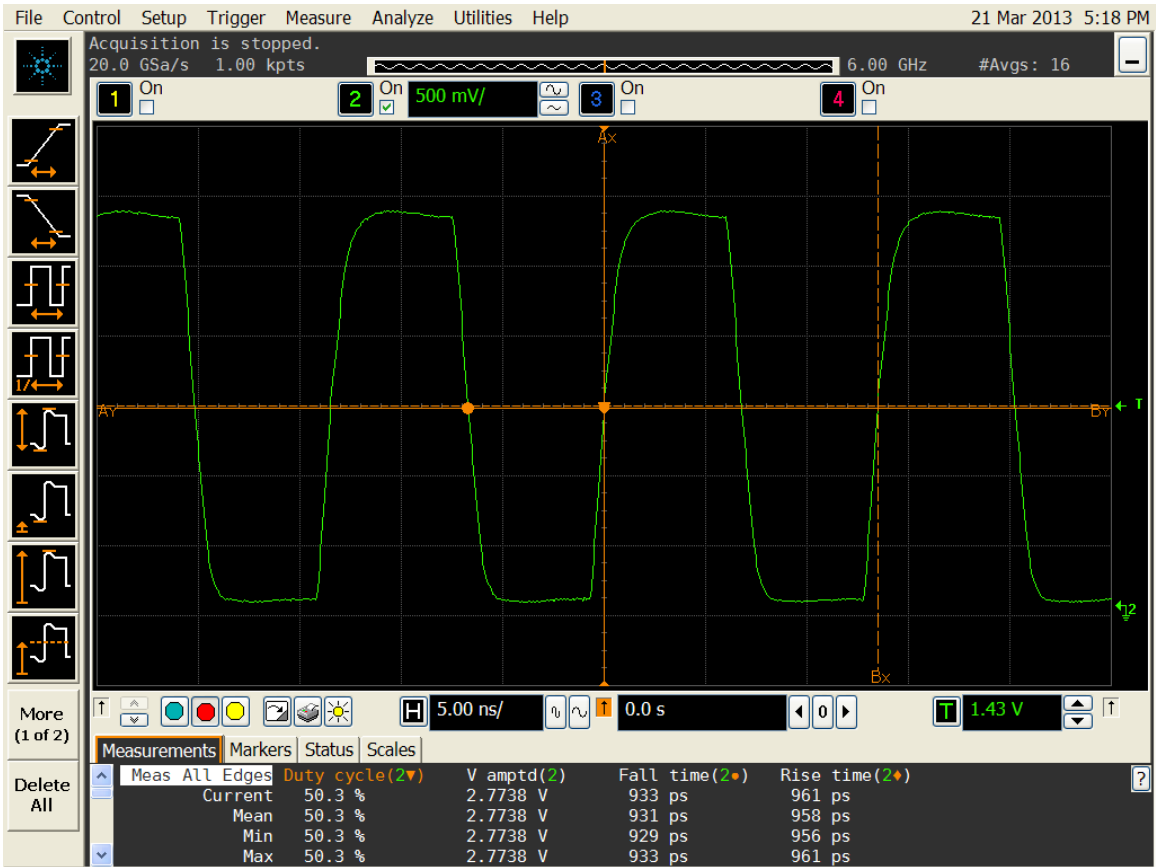



Figure 3. Duty cycle, Rise/Fall time and Amplitude 2.8V

The information contained in this document is confidential and proprietary to SiTime Corporation. Unauthorized reproduction or distribution is prohibited.

	Title:	Performance Report SiT2001B, 74.175824MHz		
	Type:	Performance report	Rev:	1.0
	Orig:		Date:	Mar 31, 2014

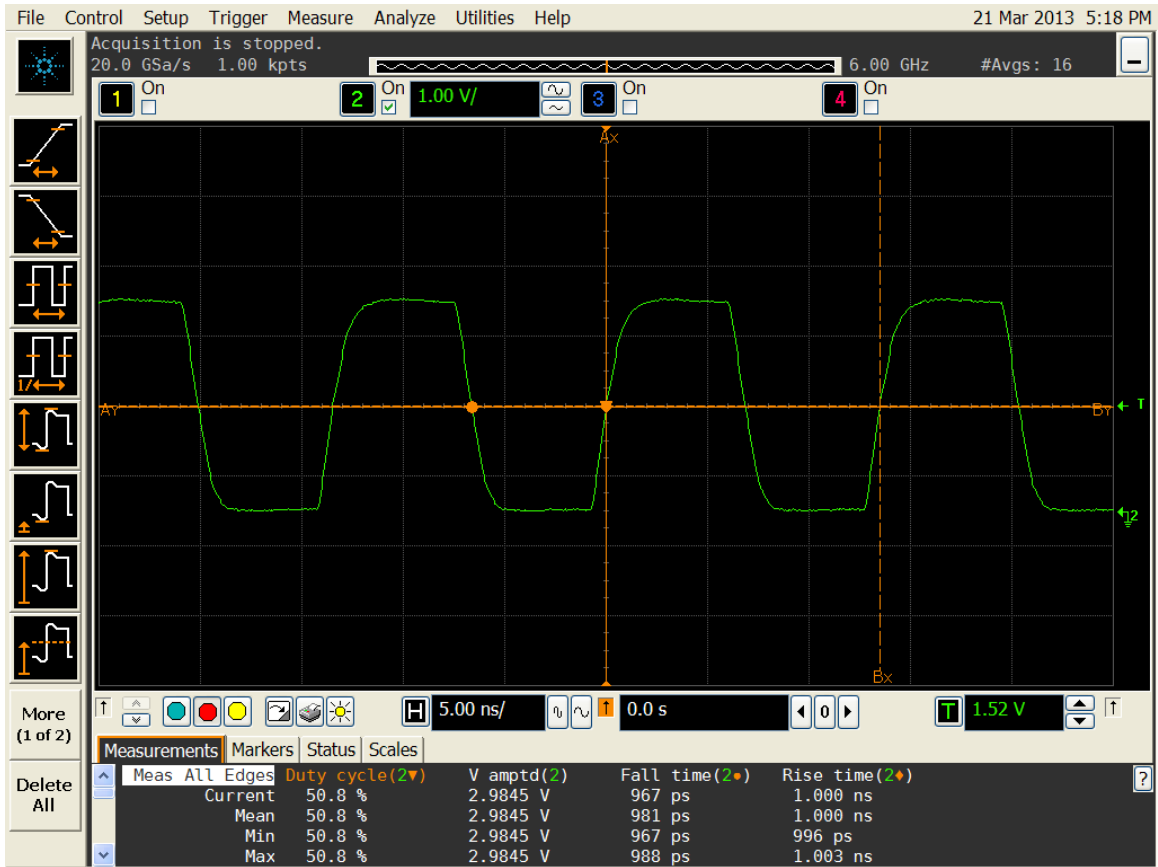



Figure 4. Duty cycle, Rise/Fall time and Amplitude 3.0V

The information contained in this document is confidential and proprietary to SiTime Corporation. Unauthorized reproduction or distribution is prohibited.

	Title:	Performance Report SiT2001B, 74.175824MHz		
	Type:	Performance report	Rev:	1.0
	Orig:		Date:	Mar 31, 2014

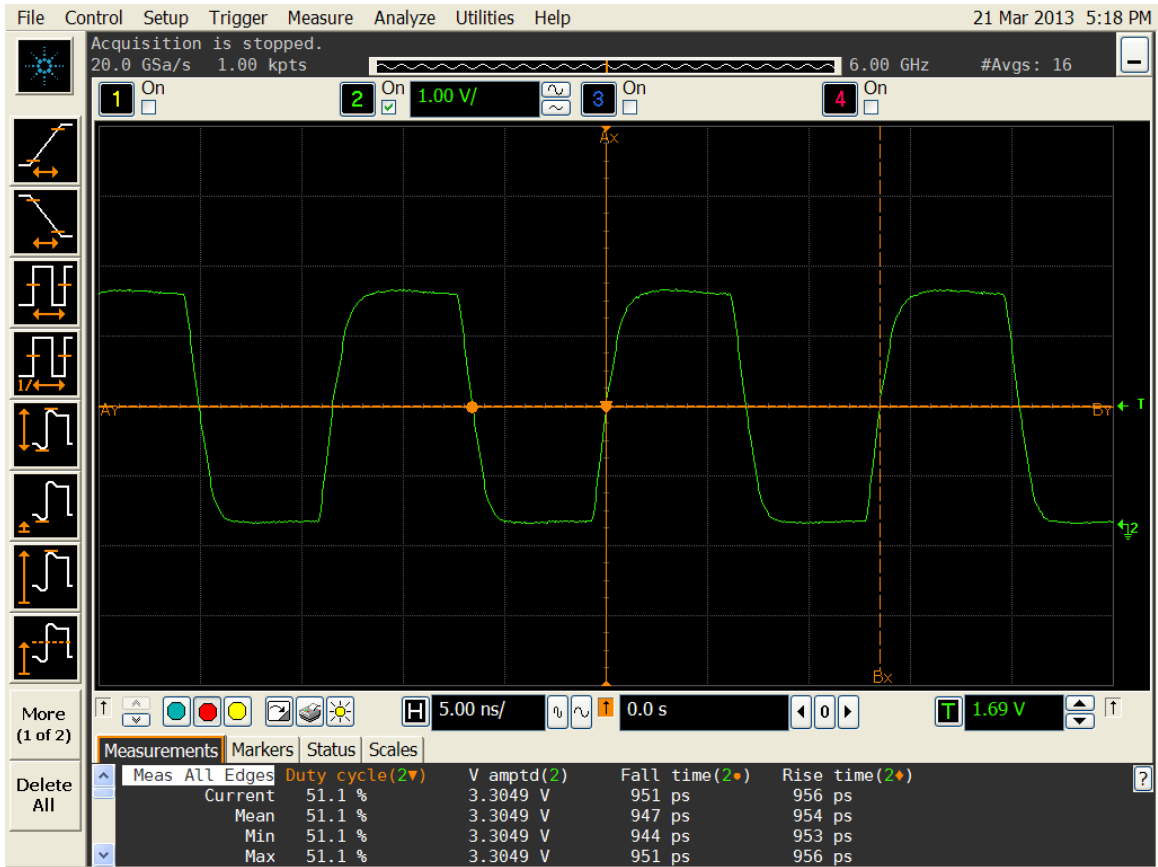


Figure 5. Duty cycle, Rise/Fall time and Amplitude 3.3V

SiTime™	Title:	Performance Report SiT2001B, 74.175824MHz	
	Type:	Performance report	Rev: 1.0
	Orig:		Date: Mar 31, 2014



Figure 6. Frequency stability* versus temperature, 1.8 V

*Please note that frequency stability in SiTime devices is not depended on output frequency.

SiTime™	Title:	Performance Report SiT2001B, 74.175824MHz		
	Type:	Performance report	Rev:	1.0
	Orig:		Date:	Mar 31, 2014



Figure 7. Frequency stability versus temperature, 2.5 V

The information contained in this document is confidential and proprietary to SiTime Corporation. Unauthorized reproduction or distribution is prohibited.

SiTime™	Title:	Performance Report SiT2001B, 74.175824MHz	
	Type:	Performance report	Rev: 1.0
	Orig:		Date: Mar 31, 2014



Figure 8. Frequency stability versus temperature, 2.8 V

The information contained in this document is confidential and proprietary to SiTime Corporation. Unauthorized reproduction or distribution is prohibited.


	Title:	Performance Report SiT2001B, 74.175824MHz		
	Type:	Performance report	Rev:	1.0
	Orig:		Date:	Mar 31, 2014



Figure 9. Frequency stability versus temperature, 3.0 V

The information contained in this document is confidential and proprietary to SiTime Corporation. Unauthorized reproduction or distribution is prohibited.

SiTime™	Title:	Performance Report SiT2001B, 74.175824MHz	
	Type:	Performance report	Rev: 1.0
	Orig:		Date: Mar 31, 2014



Figure 10. Frequency stability versus temperature, 3.3 V

The information contained in this document is confidential and proprietary to SiTime Corporation. Unauthorized reproduction or distribution is prohibited.