


| | | | | |
|---|---------------|--|--------------|---------------------|
|  | Title: | Performance Report SiT2020B, 74.25MHz | | |
| | Type: | Performance report | Rev: | 1.0 |
| | Orig: | | Date: | Nov 24, 2014 |

This report contains sample performance data for SiT2020B-74.25MHz.

Conditions:

- Frequency 74.25 MHz
- Vdd 1.8V, 2.5V, 2.8V, 3.0V, 3.3V
- Temperature 25°C
- Termination:
 - o No load for IDD
 - o 50Ω to GND for phase noise
 - o 15pF for other tests

Equipment:

- Agilent DSA90604 oscilloscope (6GHz, 20Gpsps)
 - o Period jitter, waveform, rise/fall time, duty cycle, amplitude
- Agilent E5052B Signal Source Analyzer
 - o Phase noise, integrated phase jitter
- Power supply current
 - o Agilent 34401A DMM

Data:

- Random Phase jitter, Period Jitter, Duty cycle, Rise/Fall time, Amplitude, Idd
- Output waveforms
- Frequency stability versus temperature

Table 1. Performance data

| Parameter | Units | Voltage | | | | |
|--|-----------|---------|-------|-------|-------|-------|
| | | 1.8 V | 2.5 V | 2.8 V | 3.0 V | 3.3 V |
| Random Phase jitter (900kHz - 20MHz) | ps, rms | 0.63 | 0.66 | 0.65 | 0.66 | 0.66 |
| Random Phase jitter (12kHz - 20MHz) | ps, rms | 1.45 | 1.43 | 1.43 | 1.43 | 1.42 |
| Period jitter | ps, rms | 2.05 | 1.74 | 1.69 | 1.68 | 1.66 |
| Period jitter (10,000 cycles) | ps, pk-pk | 15.1 | 12.5 | 12.2 | 11.7 | 11.7 |
| Duty cycle | % | 49.8 | 49.7 | 50.5 | 50.6 | 51.1 |
| Rise time (20% - 80%) | ns | 1.22 | 1.00 | 0.90 | 0.97 | 0.91 |
| Fall time (80% - 20%) | ns | 1.24 | 0.98 | 0.89 | 0.96 | 0.92 |
| Amplitude | V | 1.77 | 2.49 | 2.76 | 3.00 | 3.30 |
| Current consumption (no load, output enabled) | mA | 4.27 | 4.59 | 4.74 | 4.80 | 4.96 |
| Current consumption (no load, output disabled) | mA | 3.50 | 3.58 | 3.63 | 3.67 | 3.74 |



| | | | | |
|---|---------------|---------------------------------------|--------------|--------------|
|  | Title: | Performance Report SiT2020B, 74.25MHz | | |
| | Type: | Performance report | Rev: | 1.0 |
| | Orig: | | Date: | Nov 24, 2014 |



Figure 1. Duty cycle, Rise/Fall time and Amplitude 1.8V

The information contained in this document is confidential and proprietary to SiTime Corporation. Unauthorized reproduction or distribution is prohibited.

| | | | |
|---|---------------|---------------------------------------|---------------------------|
|  | Title: | Performance Report SiT2020B, 74.25MHz | |
| | Type: | Performance report | Rev: 1.0 |
| | Orig: | | Date: Nov 24, 2014 |

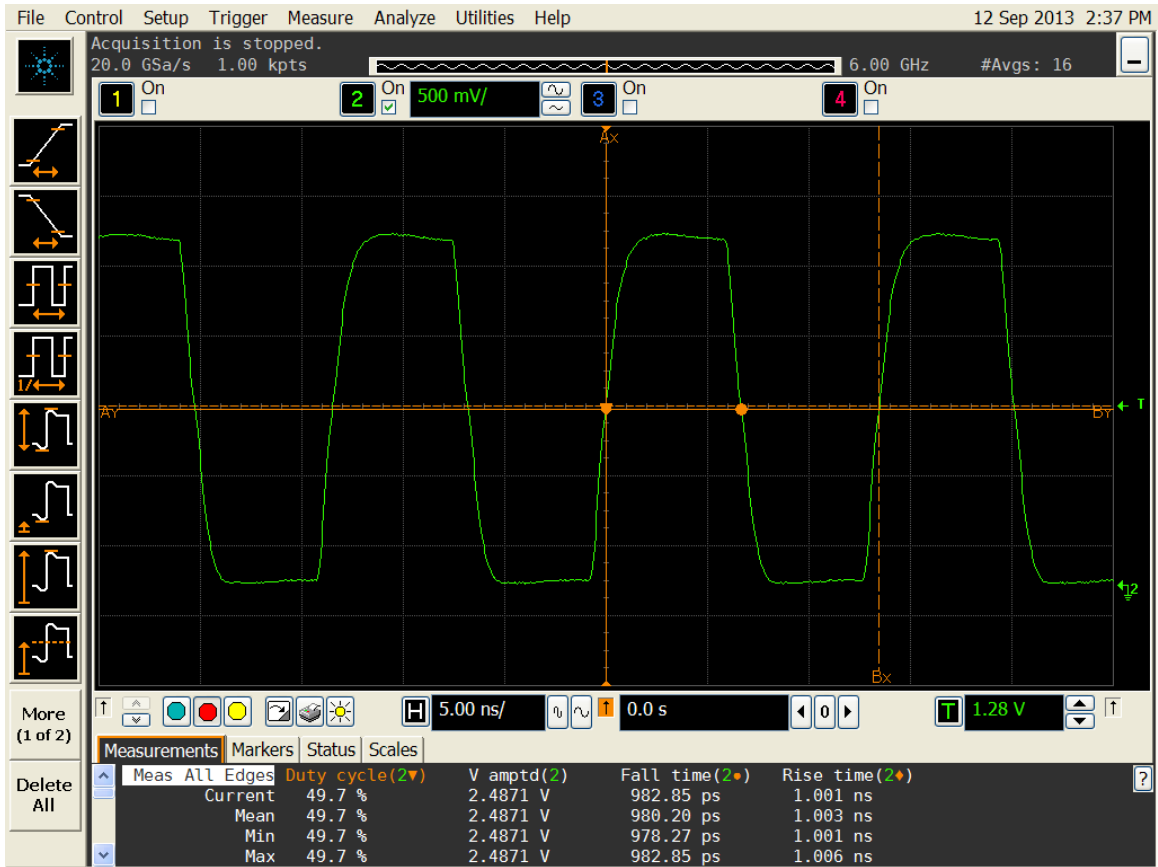



Figure 2. Duty cycle, Rise/Fall time and Amplitude 2.5V

The information contained in this document is confidential and proprietary to SiTime Corporation. Unauthorized reproduction or distribution is prohibited.

| | | | |
|---|---------------|---------------------------------------|---------------------------|
|  | Title: | Performance Report SiT2020B, 74.25MHz | |
| | Type: | Performance report | Rev: 1.0 |
| | Orig: | | Date: Nov 24, 2014 |

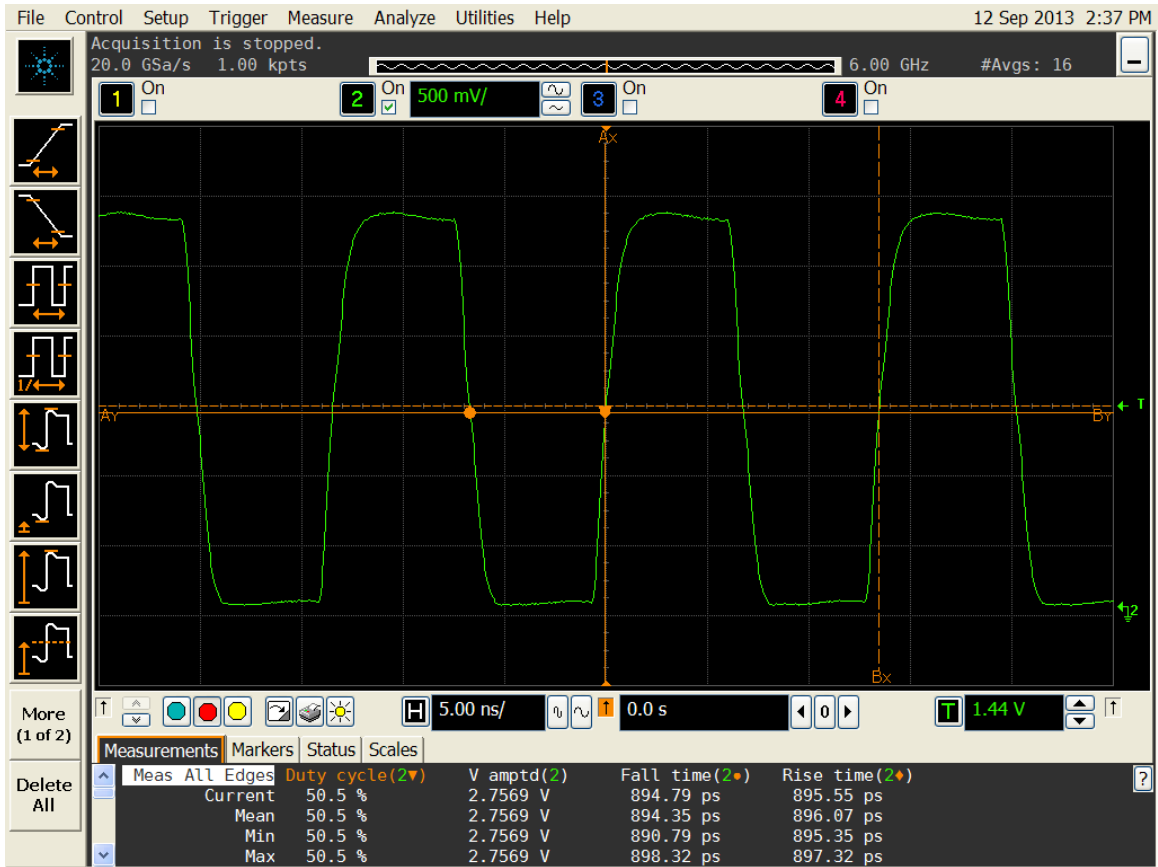


Figure 3. Duty cycle, Rise/Fall time and Amplitude 2.8V

The information contained in this document is confidential and proprietary to SiTime Corporation. Unauthorized reproduction or distribution is prohibited.


| | | | | |
|---|---------------|---------------------------------------|--------------|--------------|
|  | Title: | Performance Report SiT2020B, 74.25MHz | | |
| | Type: | Performance report | Rev: | 1.0 |
| | Orig: | | Date: | Nov 24, 2014 |



Figure 4. Duty cycle, Rise/Fall time and Amplitude 3.0V


| | | | |
|---|---------------|---------------------------------------|---------------------------|
|  | Title: | Performance Report SiT2020B, 74.25MHz | |
| | Type: | Performance report | Rev: 1.0 |
| | Orig: | | Date: Nov 24, 2014 |



Figure 5. Duty cycle, Rise/Fall time and Amplitude 3.3V

| | | | |
|----------------|---------------|--|---------------------------|
| SiTime™ | Title: | Performance Report SiT2020B, 74.25MHz | |
| | Type: | Performance report | Rev: 1.0 |
| | Orig: | | Date: Nov 24, 2014 |

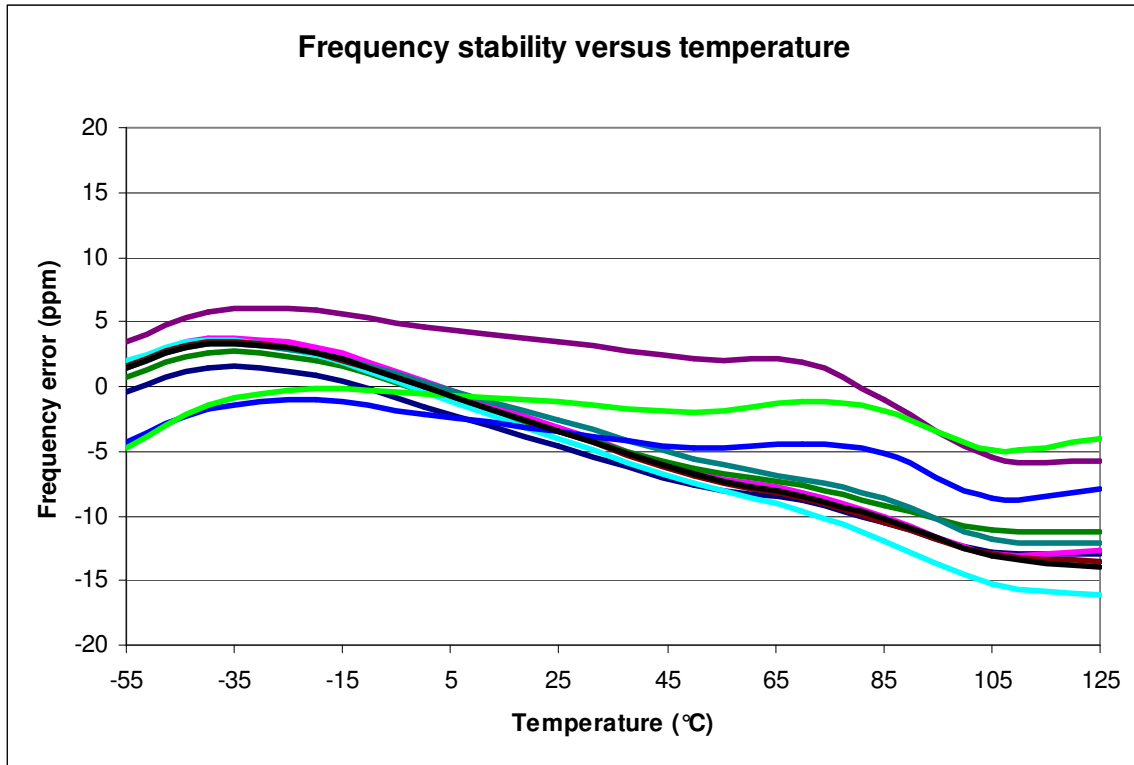


Figure 6. Frequency stability* versus temperature

*Please note that frequency stability in SiTime devices is not depended on output frequency.