	<b>Title:</b>	<b>Performance Report SiT8008B, 38MHz</b>			
	<b>Type:</b>	<b>Performance report</b>	<b>Rev:</b>	<b>1.0</b>	
	<b>Orig:</b>		<b>Date:</b>	<b>Mar 31, 2014</b>	

**This report contains sample performance data for SiT8008B-38MHz.**

**Conditions:**

- Frequency 38 MHz
- Vdd 1.8V, 2.5V, 2.8V, 3.0V, 3.3V
- Temperature 25 °C
- Termination:
  - o No load for IDD
  - o 50Ω to GND for phase noise
  - o 15pF for other tests

**Equipment:**

- Agilent DSA90604 oscilloscope (6GHz, 20Gsps)
  - o Period jitter, waveform, rise/fall time, duty cycle, amplitude
- Agilent E5052B Signal Source Analyzer
  - o Phase noise, integrated phase jitter
- Power supply current
  - o Agilent 34401A DMM


**Data:**

- Random Phase jitter, Period Jitter, Duty cycle, Rise/Fall time, Amplitude, Idd
- Output waveforms
- Frequency stability versus temperature

Table 1. Performance data

Parameter	Units	Voltage				
		1.8 V	2.5 V	2.8 V	3.0 V	3.3 V
Random Phase jitter (900kHz - 5MHz)	ps, rms	0.52	0.55	0.55	0.54	0.54
Random Phase jitter (12kHz - 5MHz)	ps, rms	1.36	1.37	1.37	1.37	1.36
Random Phase jitter (900kHz - 20MHz)*	ps, rms	0.75	0.83	0.83	0.81	0.81
Random Phase jitter (12kHz - 20MHz)*	ps, rms	1.47	1.50	1.50	1.50	1.49
Period jitter	ps, rms	1.91	1.63	1.60	1.60	1.60
Period jitter (10,000 cycles)	ps, pk-pk	14.5	12.3	12.2	11.8	11.8
Duty cycle	%	49.9	49.8	50.1	50.3	50.6
Rise time (20% - 80%)	ns	1.24	1.04	0.95	0.99	0.95
Fall time (80% - 20%)	ns	1.24	0.99	0.91	0.97	0.94
Amplitude	V	1.76	2.46	2.75	2.97	3.29
Current consumption (no load, output enabled)	mA	3.77	3.96	4.04	4.08	4.17
Current consumption (no load, output disabled)	mA	3.41	3.49	3.54	3.58	3.65

\*Calculated by extending the noise floor of the phase noise from 5 MHz to 20 MHz

	<b>Title:</b>	Performance Report SiT8008B, 38MHz		
	<b>Type:</b>	Performance report	<b>Rev:</b>	1.0
	<b>Orig:</b>		<b>Date:</b>	Mar 31, 2014

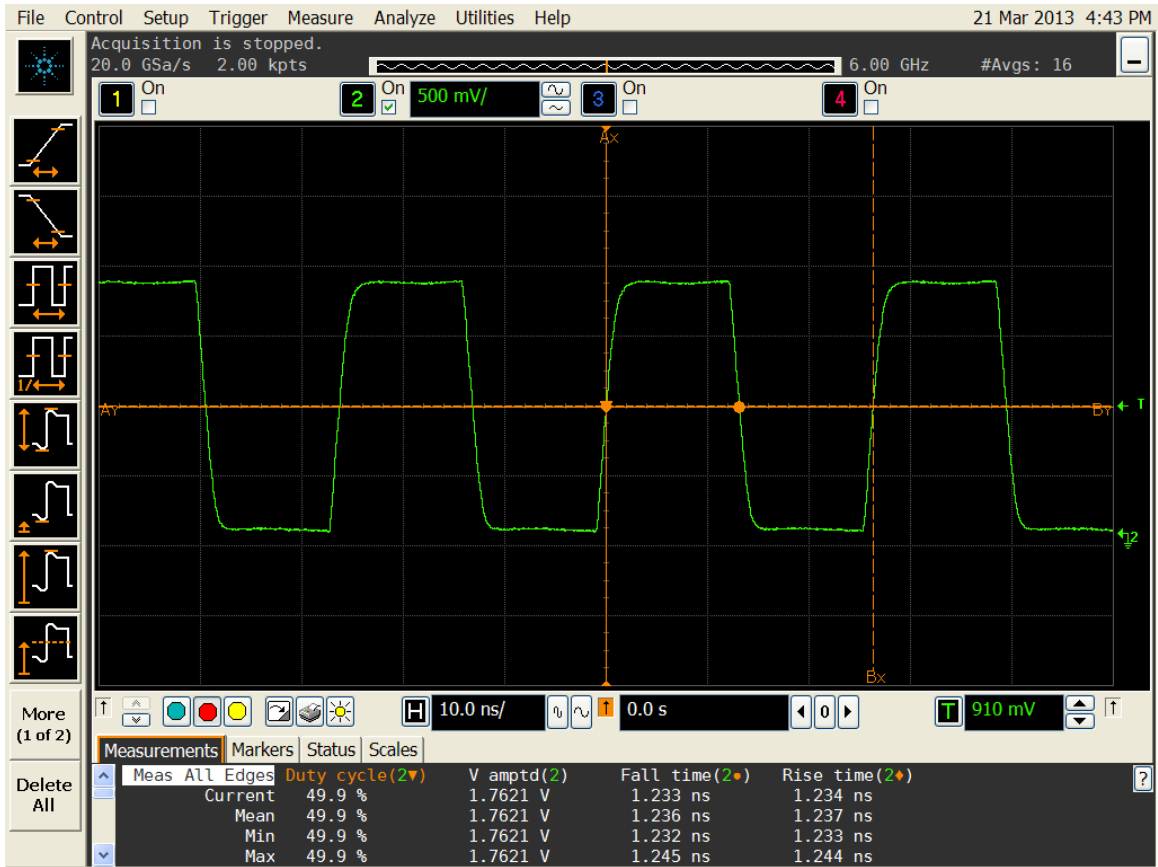



Figure 1. Duty cycle, Rise/Fall time and Amplitude 1.8V

The information contained in this document is confidential and proprietary to SiTime Corporation. Unauthorized reproduction or distribution is prohibited.

	<b>Title:</b>	Performance Report SiT8008B, 38MHz		
	<b>Type:</b>	Performance report	<b>Rev:</b>	1.0
	<b>Orig:</b>		<b>Date:</b>	Mar 31, 2014

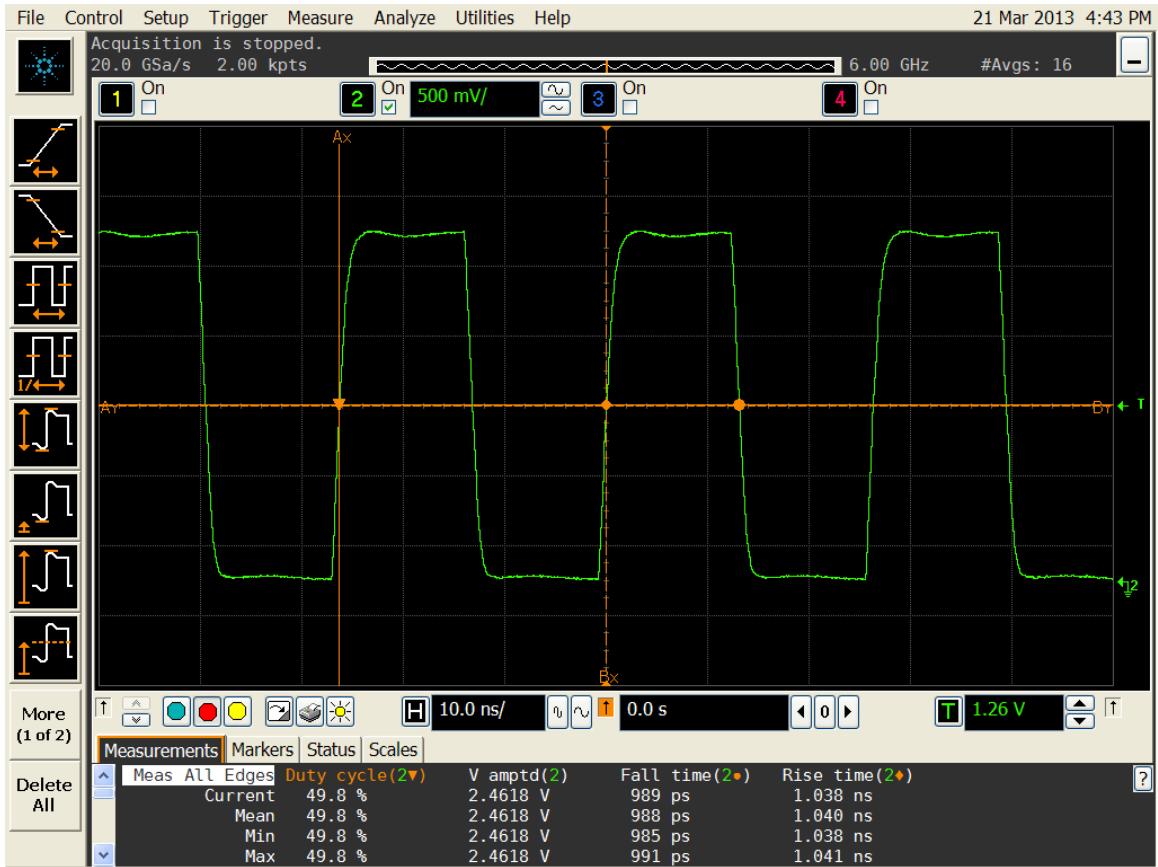



Figure 2. Duty cycle, Rise/Fall time and Amplitude 2.5V

	<b>Title:</b>	Performance Report SiT8008B, 38MHz		
	<b>Type:</b>	Performance report	<b>Rev:</b>	1.0
	<b>Orig:</b>		<b>Date:</b>	Mar 31, 2014

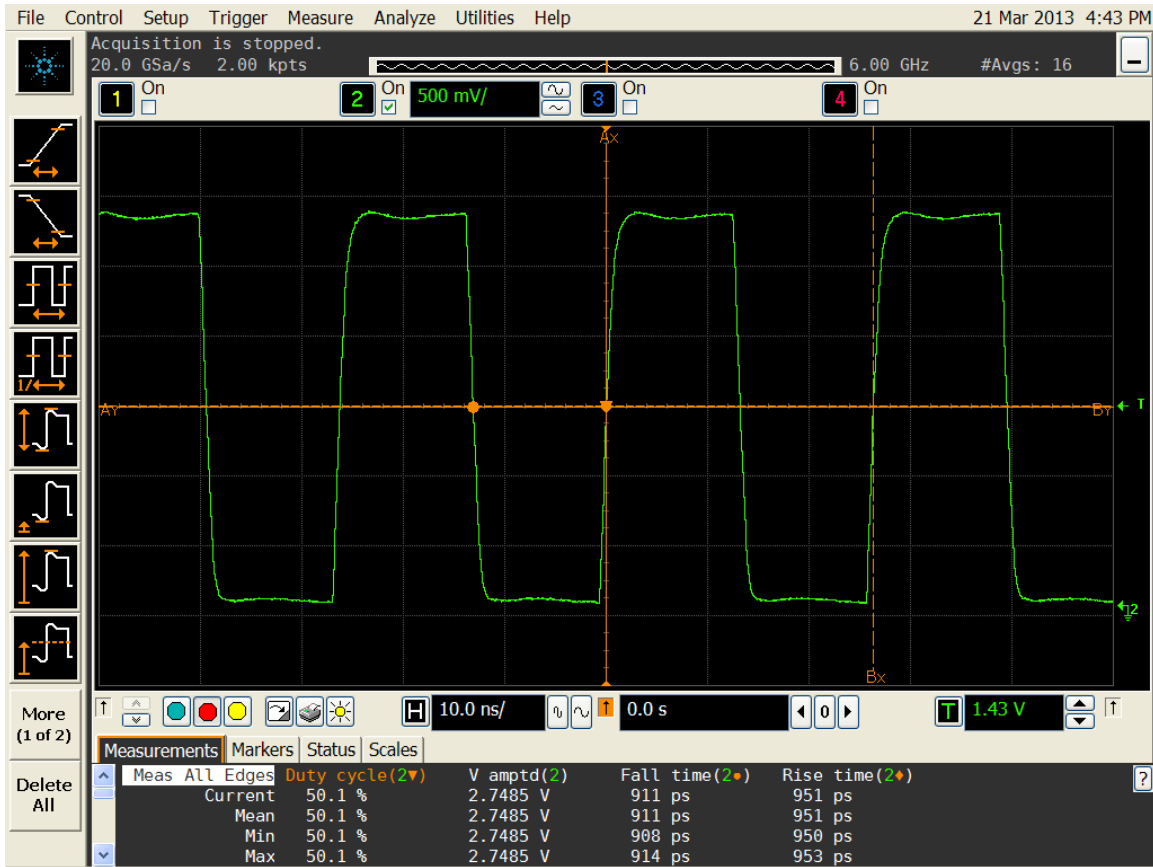


Figure 3. Duty cycle, Rise/Fall time and Amplitude 2.8V

The information contained in this document is confidential and proprietary to SiTime Corporation. Unauthorized reproduction or distribution is prohibited.


	<b>Title:</b>	Performance Report SiT8008B, 38MHz		
	<b>Type:</b>	Performance report	<b>Rev:</b>	1.0
	<b>Orig:</b>		<b>Date:</b>	Mar 31, 2014



Figure 4. Duty cycle, Rise/Fall time and Amplitude 3.0V


	<b>Title:</b>	Performance Report SiT8008B, 38MHz		
	<b>Type:</b>	Performance report	<b>Rev:</b>	1.0
	<b>Orig:</b>		<b>Date:</b>	Mar 31, 2014



Figure 5. Duty cycle, Rise/Fall time and Amplitude 3.3V

<b>SiTime™</b>	<b>Title:</b>	<b>Performance Report SiT8008B, 38MHz</b>	
	<b>Type:</b>	<b>Performance report</b>	<b>Rev: 1.0</b>
	<b>Orig:</b>		<b>Date: Mar 31, 2014</b>

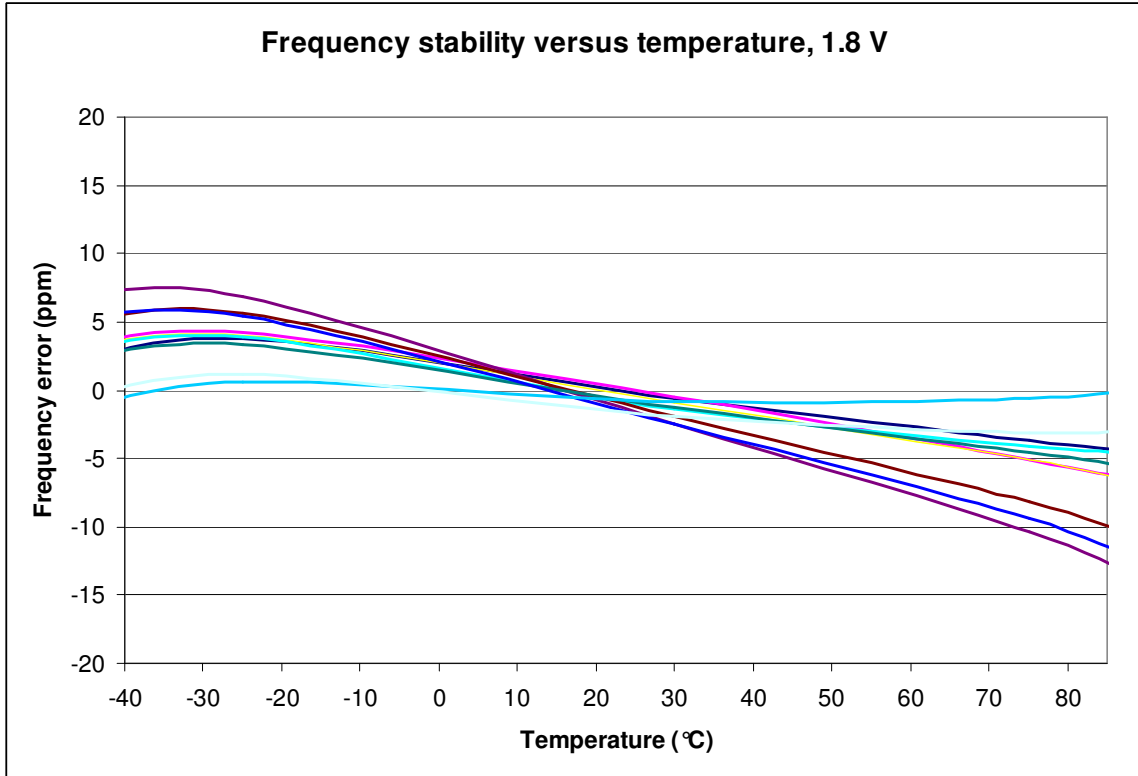


Figure 6. Frequency stability\* versus temperature, 1.8 V

\*Please note that frequency stability in SiTime devices is not depended on output frequency.

<b>SiTime™</b>	<b>Title:</b>	<b>Performance Report SiT8008B, 38MHz</b>		
	<b>Type:</b>	<b>Performance report</b>	<b>Rev:</b>	<b>1.0</b>
	<b>Orig:</b>		<b>Date:</b>	<b>Mar 31, 2014</b>

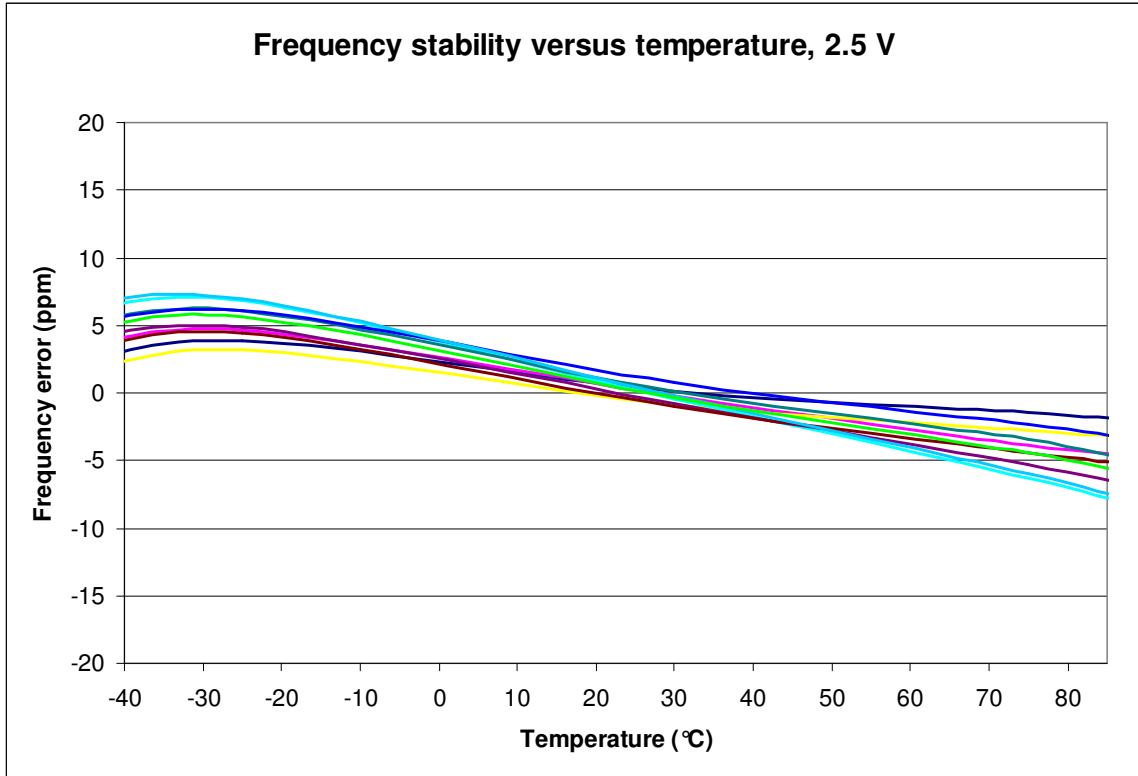


Figure 7. Frequency stability versus temperature, 2.5 V

The information contained in this document is confidential and proprietary to SiTime Corporation. Unauthorized reproduction or distribution is prohibited.



<b>SiTime™</b>	<b>Title:</b>	<b>Performance Report SiT8008B, 38MHz</b>		
	<b>Type:</b>	<b>Performance report</b>	<b>Rev:</b>	<b>1.0</b>
	<b>Orig:</b>		<b>Date:</b>	<b>Mar 31, 2014</b>

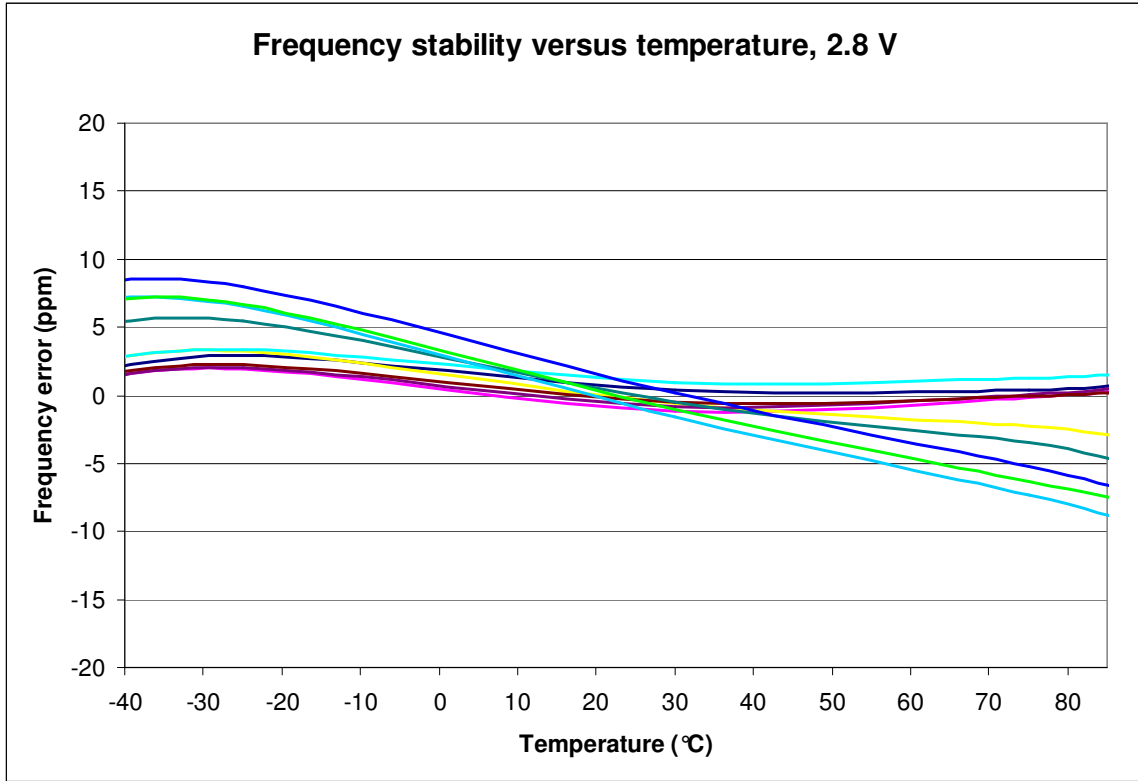



Figure 8. Frequency stability versus temperature, 2.8 V

The information contained in this document is confidential and proprietary to SiTime Corporation. Unauthorized reproduction or distribution is prohibited.

	<b>Title:</b> Performance Report SiT8008B, 38MHz		
	<b>Type:</b> Performance report	<b>Rev:</b> 1.0	
	<b>Orig:</b>	<b>Date:</b> Mar 31, 2014	

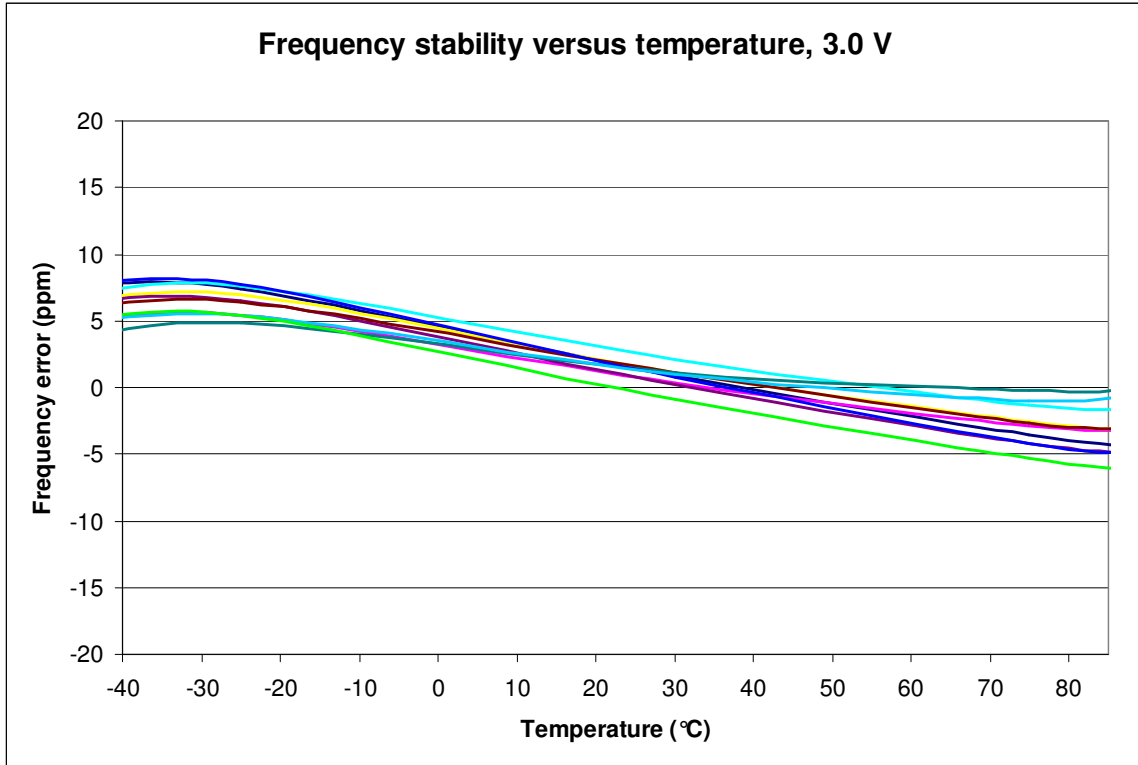



Figure 9. Frequency stability versus temperature, 3.0 V

The information contained in this document is confidential and proprietary to SiTime Corporation. Unauthorized reproduction or distribution is prohibited.

	Title: Performance Report SiT8008B, 38MHz		
	Type: Performance report	Rev: 1.0	
	Orig:		Date: Mar 31, 2014

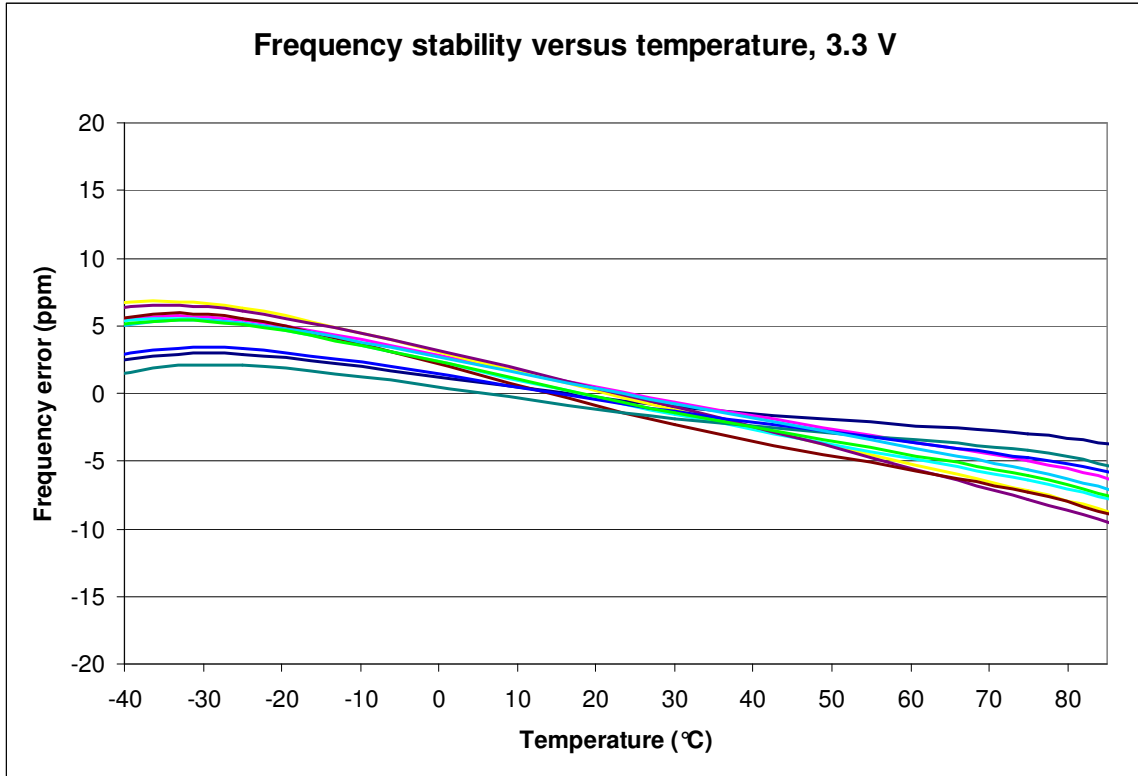


Figure 10. Frequency stability versus temperature, 3.3 V

The information contained in this document is confidential and proprietary to SiTime Corporation. Unauthorized reproduction or distribution is prohibited.