	Title:	Performance Report SiT8918B, 8.192MHz			
	Type:	Performance report	Rev:	1.0	
	Orig:		Date:	Nov 25, 2014	

This report contains sample performance data for SiT8918B-8.192MHz.

Conditions:

- Frequency 8.192 MHz
- Vdd 1.8V, 2.5V, 2.8V, 3.0V, 3.3V
- Temperature 25 °C
- Termination:
 - o No load for IDD
 - o 50Ω to GND for phase noise
 - o 15pF for other tests

Equipment:


- Agilent DSA90604 oscilloscope (6GHz, 20Gsps)
 - o Period jitter, waveform, rise/fall time, duty cycle, amplitude
- Agilent E5052B Signal Source Analyzer
 - o Phase noise, integrated phase jitter
- Power supply current
 - o Agilent 34401A DMM

Data:

- Random Phase jitter, Period Jitter, Duty cycle, Rise/Fall time, Amplitude, Idd
- Output waveforms
- Frequency stability versus temperature

Table 1. Performance data

Parameter	Units	Voltage				
		1.8 V	2.5 V	2.8 V	3.0 V	3.3 V
Period jitter	ps, rms	1.95	1.76	1.73	1.72	1.70
Period jitter (10,000 cycles)	ps, pk-pk	15.6	13.3	13.4	13.2	13.3
Duty cycle	%	50.0	50.0	50.0	50.1	50.1
Rise time (20% - 80%)	ns	1.24	1.00	0.92	0.97	0.91
Fall time (80% - 20%)	ns	1.26	0.98	0.90	0.97	0.91
Amplitude	V	1.79	2.49	2.79	3.02	3.30
Current consumption (no load, output enabled)	mA	3.35	3.43	3.46	3.48	3.52
Current consumption (no load, output disabled)	mA	3.32	3.40	3.46	3.49	3.57

	Title:	Performance Report SiT8918B, 8.192MHz	
	Type:	Performance report	Rev: 1.0
	Orig:		Date: Nov 25, 2014

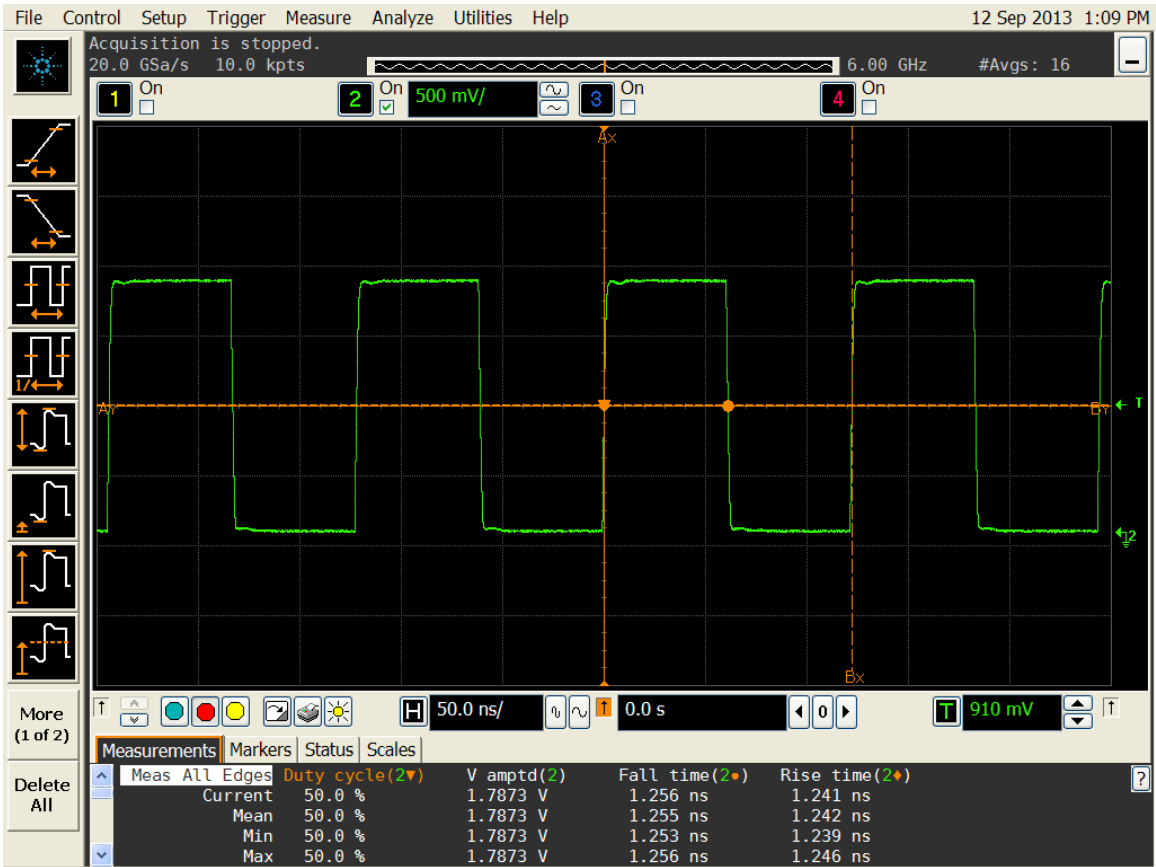



Figure 1. Duty cycle, Rise/Fall time and Amplitude 1.8V

The information contained in this document is confidential and proprietary to SiTime Corporation. Unauthorized reproduction or distribution is prohibited.

	Title:	Performance Report SiT8918B, 8.192MHz	
	Type:	Performance report	Rev: 1.0
	Orig:		Date: Nov 25, 2014

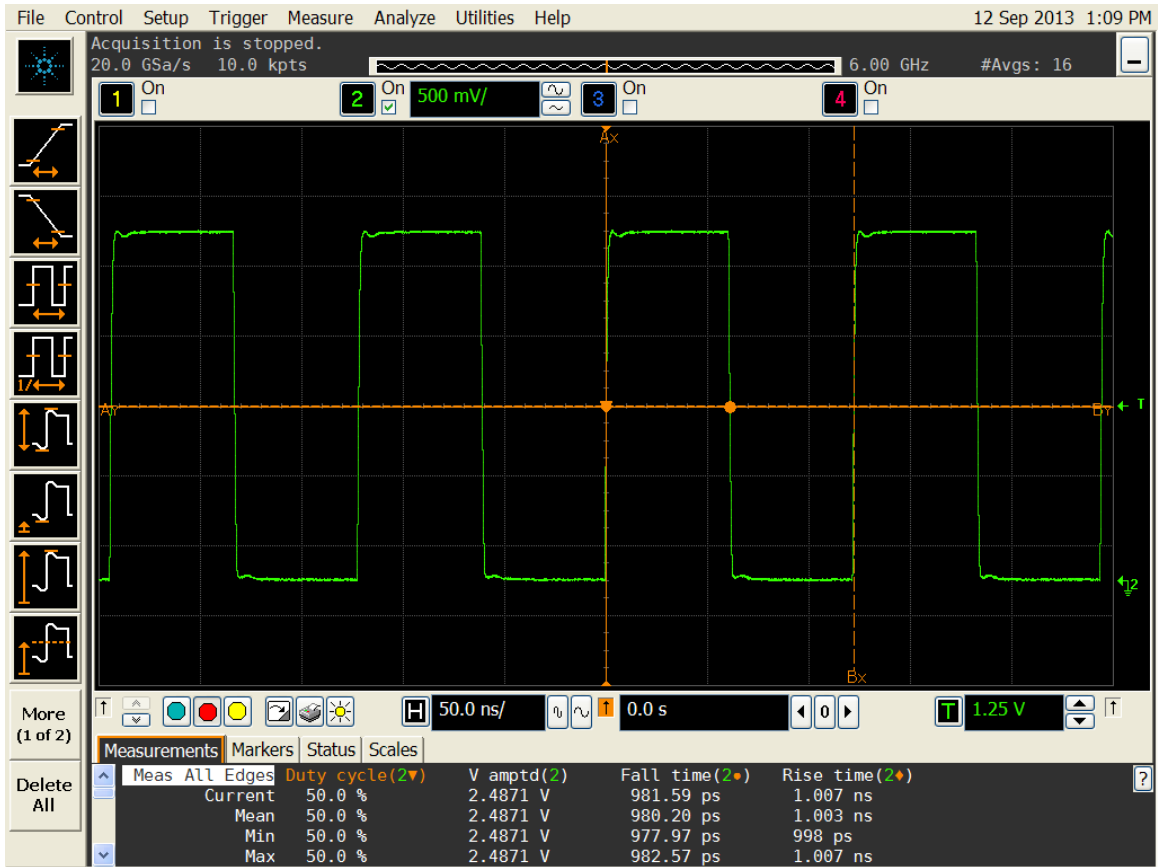



Figure 2. Duty cycle, Rise/Fall time and Amplitude 2.5V

The information contained in this document is confidential and proprietary to SiTime Corporation. Unauthorized reproduction or distribution is prohibited.

	Title:	Performance Report SiT8918B, 8.192MHz	
	Type:	Performance report	Rev: 1.0
	Orig:		Date: Nov 25, 2014

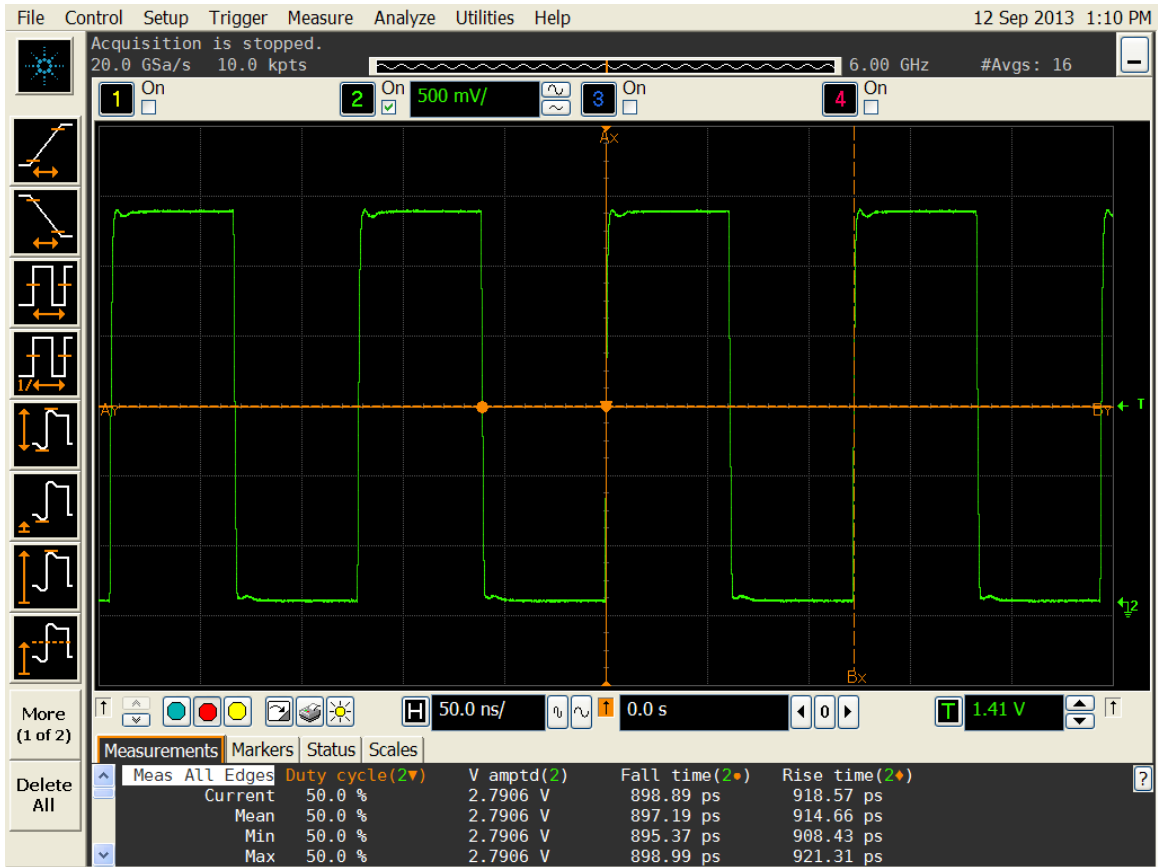



Figure 3. Duty cycle, Rise/Fall time and Amplitude 2.8V

	Title:	Performance Report SiT8918B, 8.192MHz		
	Type:	Performance report	Rev:	1.0
	Orig:		Date:	Nov 25, 2014

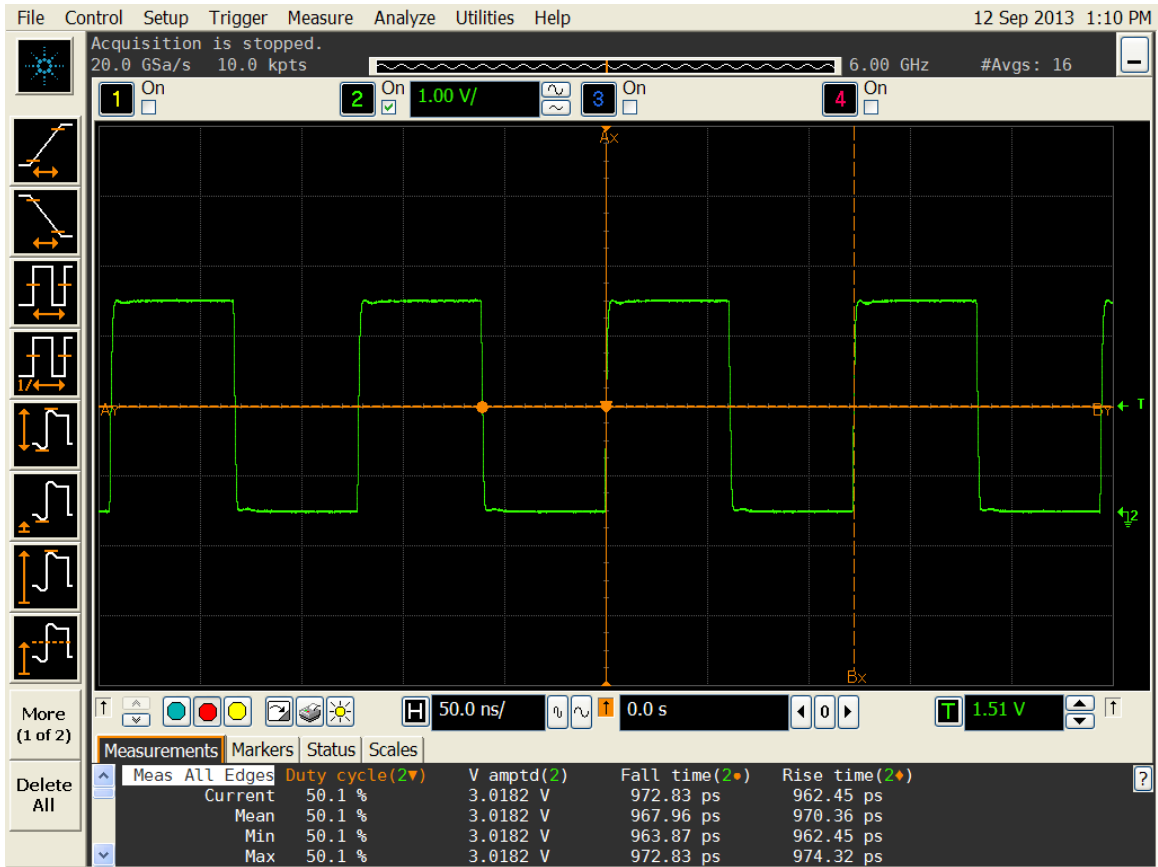



Figure 4. Duty cycle, Rise/Fall time and Amplitude 3.0V

	Title:	Performance Report SiT8918B, 8.192MHz	
	Type:	Performance report	Rev: 1.0
	Orig:		Date: Nov 25, 2014

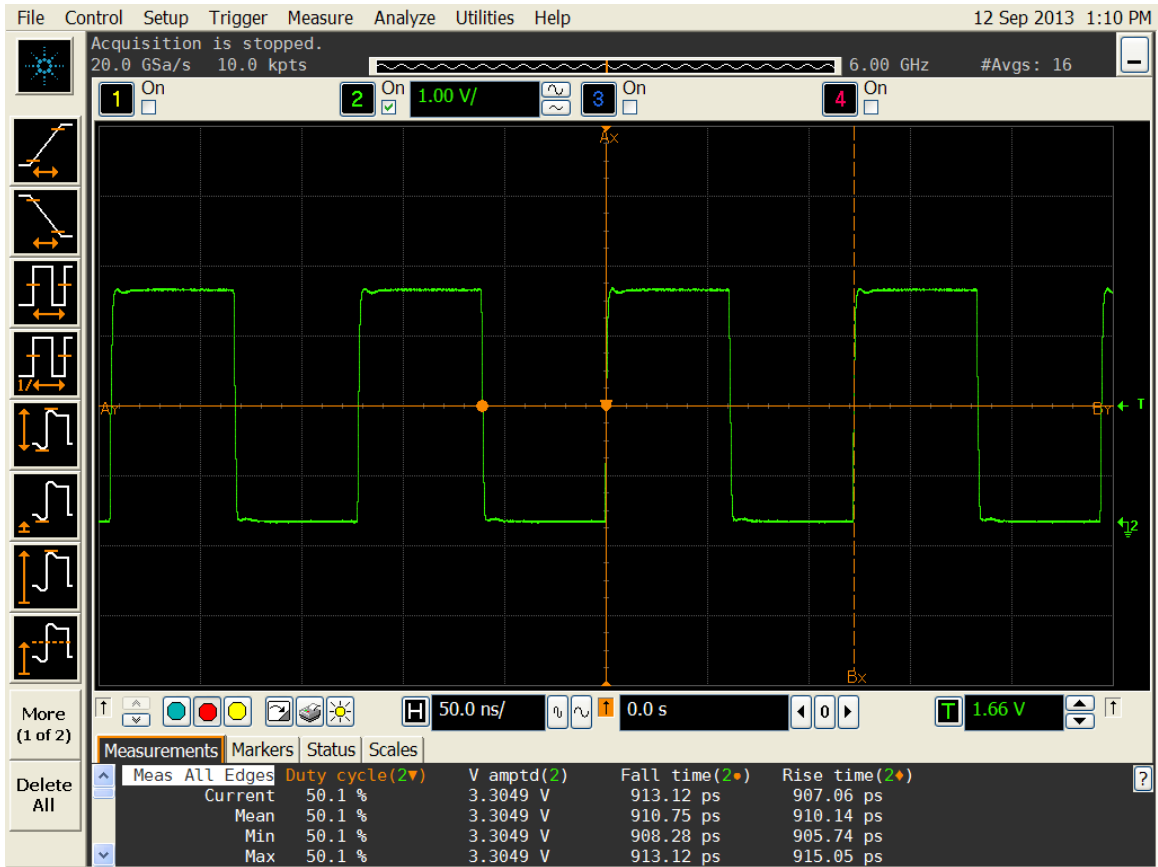


Figure 5. Duty cycle, Rise/Fall time and Amplitude 3.3V


	Title:	Performance Report SiT8918B, 8.192MHz		
	Type:	Performance report	Rev:	1.0
	Orig:		Date:	Nov 25, 2014



Figure 6. Frequency stability* versus temperature

*Please note that frequency stability in SiTime devices is not depended on output frequency.