	Title:	Performance Report SiT8920B, 74.175824MHz			
	Type:	Performance report	Rev:	1.0	
	Orig:		Date:	Nov 24, 2014	

This report contains sample performance data for SiT8920B-74.175824MHz.

Conditions:

- Frequency 74.175824 MHz
- Vdd 1.8V, 2.5V, 2.8V, 3.0V, 3.3V
- Temperature 25°C
- Termination:
 - o No load for IDD
 - o 50Ω to GND for phase noise
 - o 15pF for other tests

Equipment:


- Agilent DSA90604 oscilloscope (6GHz, 20Gpsps)
 - o Period jitter, waveform, rise/fall time, duty cycle, amplitude
- Agilent E5052B Signal Source Analyzer
 - o Phase noise, integrated phase jitter
- Power supply current
 - o Agilent 34401A DMM

Data:

- Random Phase jitter, Period Jitter, Duty cycle, Rise/Fall time, Amplitude, Idd
- Output waveforms
- Frequency stability versus temperature

Table 1. Performance data

Parameter	Units	Voltage				
		1.8 V	2.5 V	2.8 V	3.0 V	3.3 V
Random Phase jitter (900kHz - 20MHz)	ps, rms	0.58	0.63	0.60	0.61	0.61
Random Phase jitter (12kHz - 20MHz)	ps, rms	1.28	1.29	1.27	1.27	1.27
Period jitter	ps, rms	2.07	1.75	1.70	1.69	1.65
Period jitter (10,000 cycles)	ps, pk-pk	15.0	12.7	12.3	11.9	11.7
Duty cycle	%	49.8	49.7	50.5	50.7	51.2
Rise time (20% - 80%)	ns	1.22	1.01	0.90	0.97	0.91
Fall time (80% - 20%)	ns	1.24	0.98	0.90	0.97	0.91
Amplitude	V	1.77	2.49	2.76	3.00	3.30
Current consumption (no load, output enabled)	mA	4.27	4.58	4.73	4.79	4.96
Current consumption (no load, output disabled)	mA	3.49	3.57	3.62	3.67	3.74

	Title:	Performance Report SiT8920B, 74.175824MHz		
	Type:	Performance report	Rev:	1.0
	Orig:		Date:	Nov 24, 2014

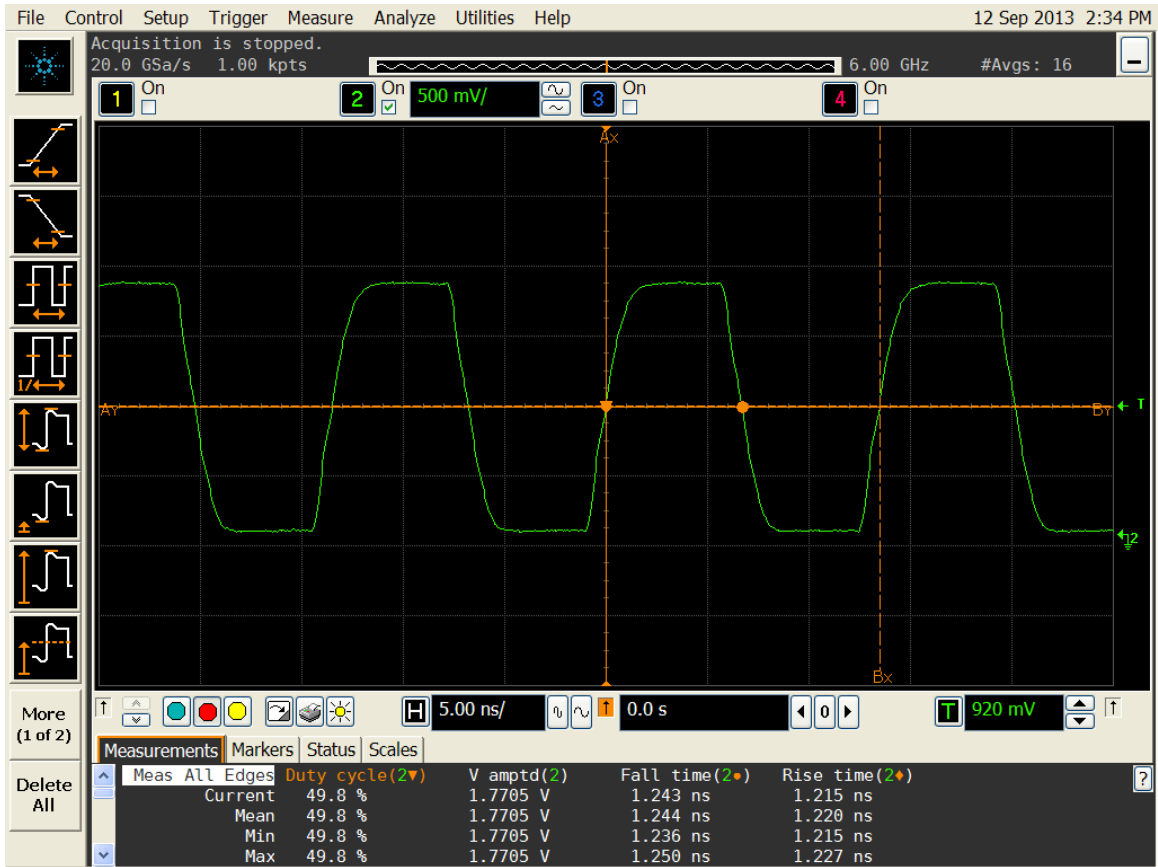



Figure 1. Duty cycle, Rise/Fall time and Amplitude 1.8V

The information contained in this document is confidential and proprietary to SiTime Corporation. Unauthorized reproduction or distribution is prohibited.

	Title:	Performance Report SiT8920B, 74.175824MHz		
	Type:	Performance report	Rev:	1.0
	Orig:		Date:	Nov 24, 2014

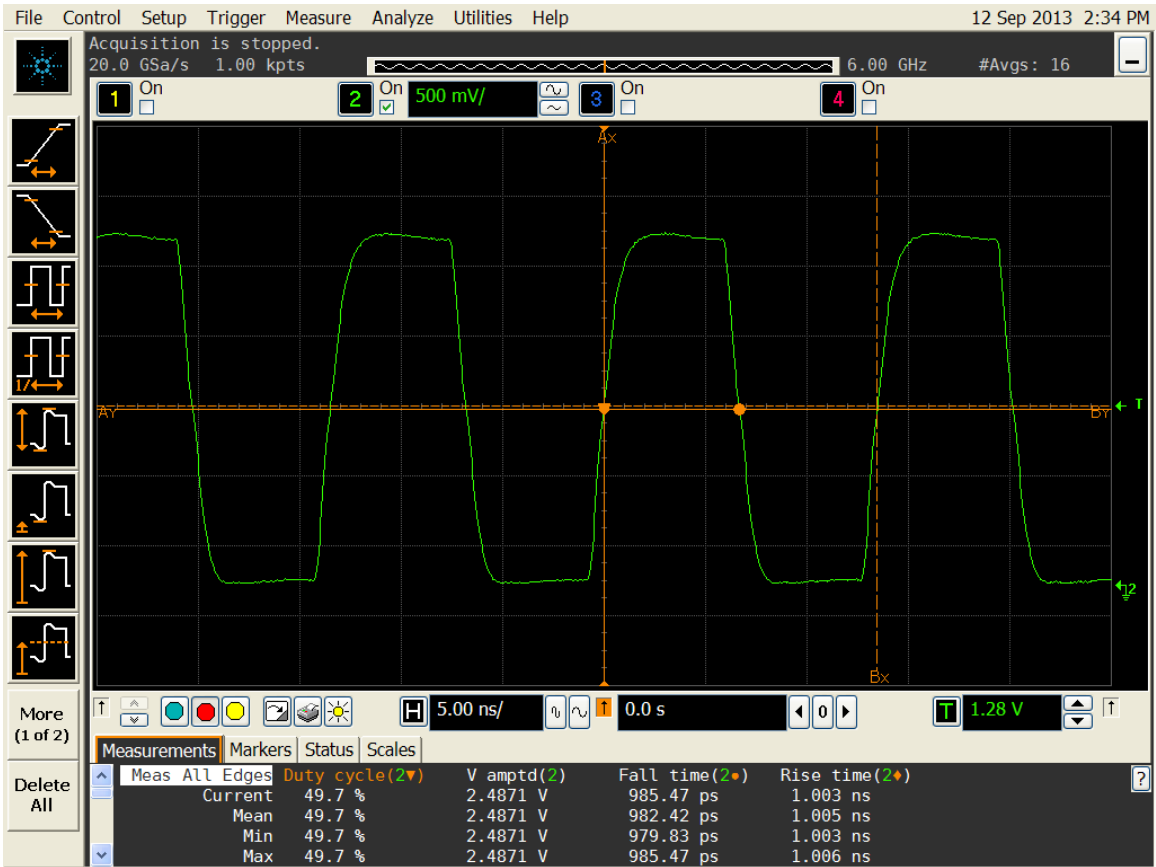



Figure 2. Duty cycle, Rise/Fall time and Amplitude 2.5V

The information contained in this document is confidential and proprietary to SiTime Corporation. Unauthorized reproduction or distribution is prohibited.

	Title:	Performance Report SiT8920B, 74.175824MHz		
	Type:	Performance report	Rev:	1.0
	Orig:		Date:	Nov 24, 2014

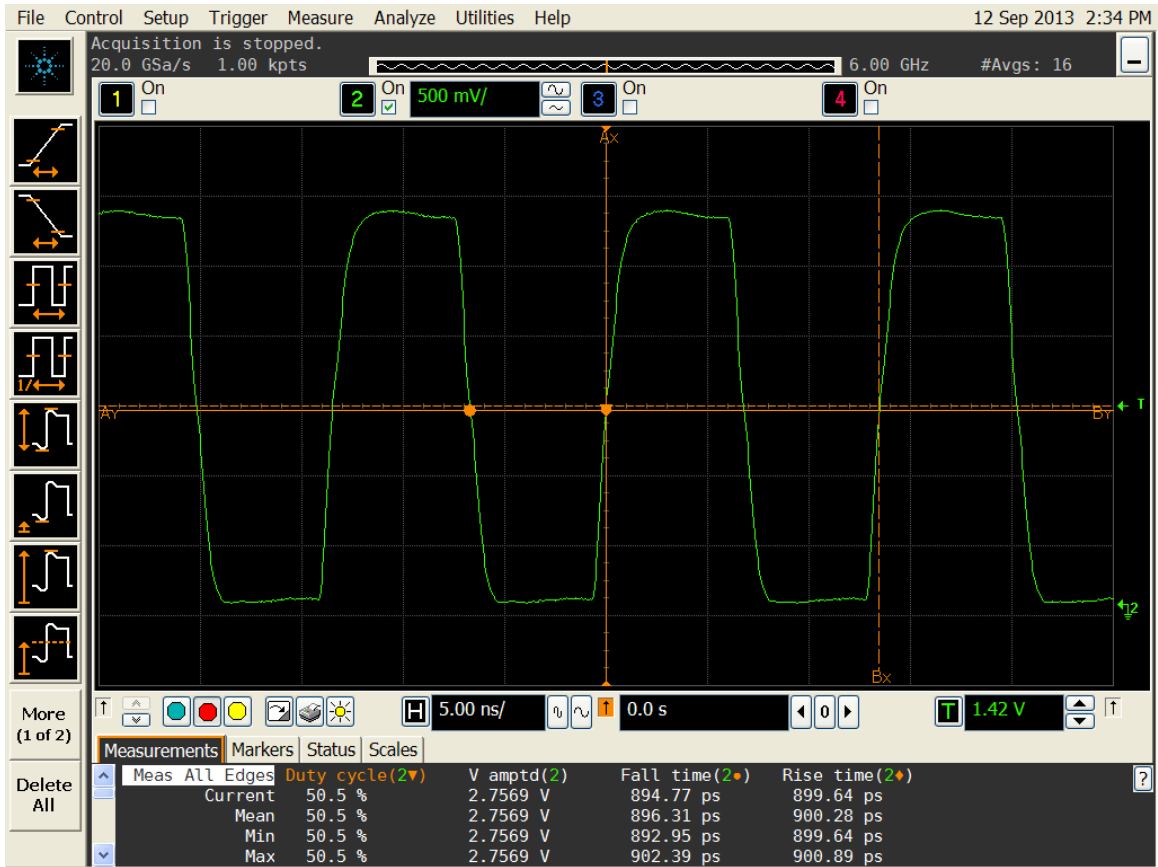


Figure 3. Duty cycle, Rise/Fall time and Amplitude 2.8V



	Title:	Performance Report SiT8920B, 74.175824MHz		
	Type:	Performance report	Rev:	1.0
	Orig:		Date:	Nov 24, 2014



Figure 4. Duty cycle, Rise/Fall time and Amplitude 3.0V

	Title:	Performance Report SiT8920B, 74.175824MHz		
	Type:	Performance report	Rev:	1.0
	Orig:		Date:	Nov 24, 2014

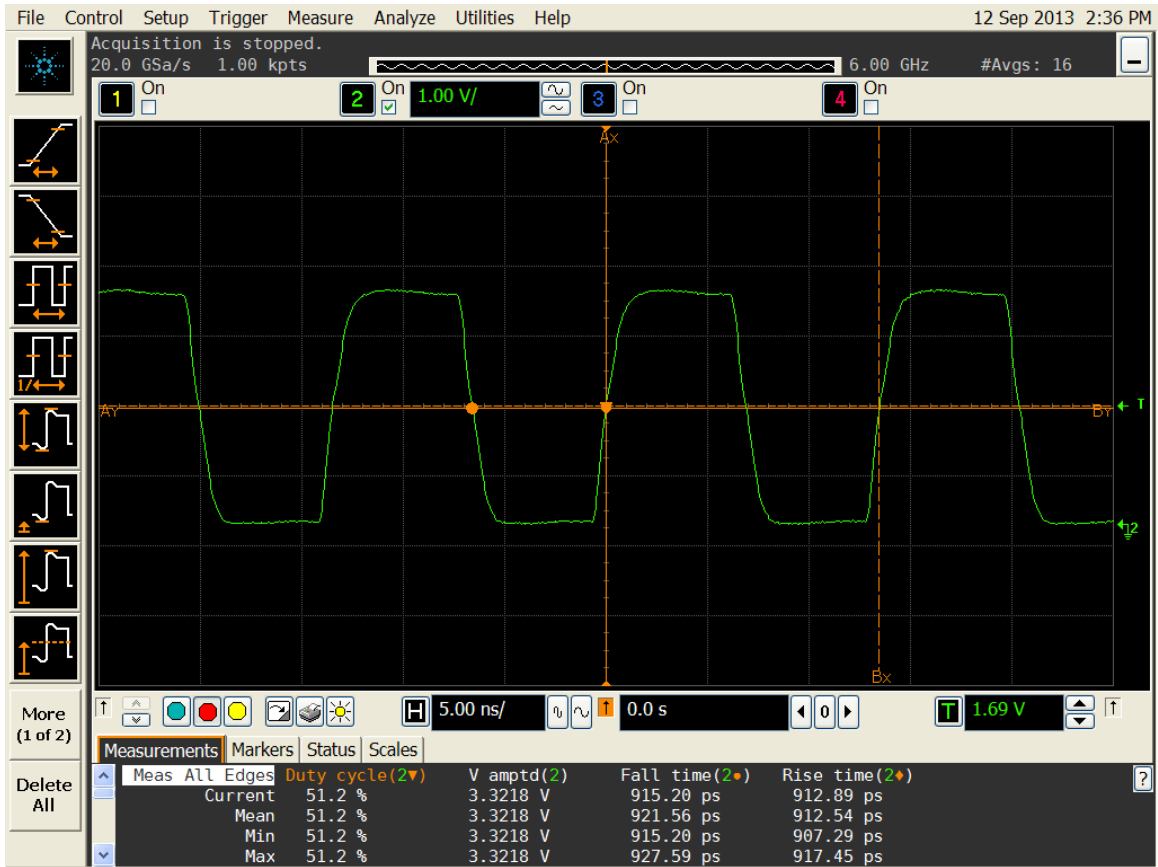


Figure 5. Duty cycle, Rise/Fall time and Amplitude 3.3V

The information contained in this document is confidential and proprietary to SiTime Corporation. Unauthorized reproduction or distribution is prohibited.

SiTime™	Title:	Performance Report SiT8920B, 74.175824MHz		
	Type:	Performance report	Rev:	1.0
	Orig:		Date:	Nov 24, 2014

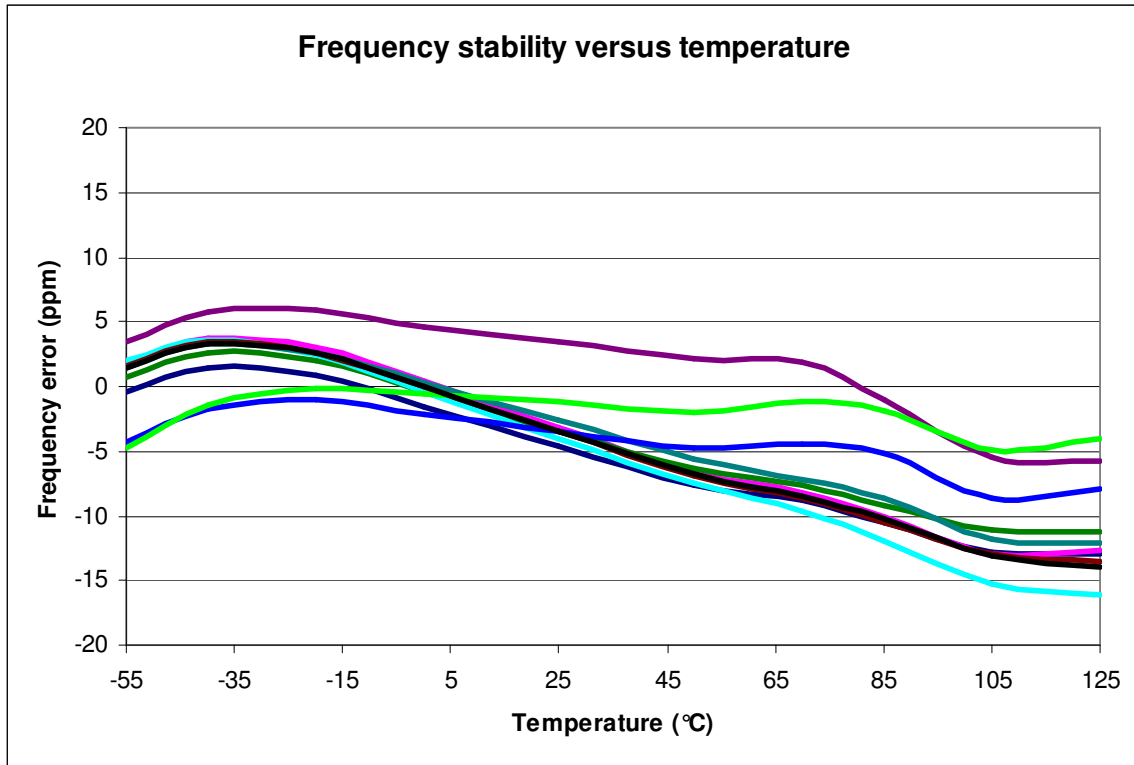


Figure 6. Frequency stability* versus temperature

*Please note that frequency stability in SiTime devices is not depended on output frequency.